



**City of St. Louis Department of Health
Weekly Influenza Surveillance Report
2018-2019 Influenza Season
Week 50 (12/09/18 – 12/15/18)**



Data Notes

- Current data is provisional due to reporting delays.
- The 2018-2019 influenza season begins CDC Week 40 (week ending October 6, 2018) and ends CDC Week 20 (week ending May 18, 2019).
- Laboratory-positive influenza includes the following test methods: rapid influenza diagnostic tests (antigen), reverse transcriptase polymerase chain reaction (RT-PCR) and other molecular assays, immunofluorescence antibody staining (Direct (DFA) or Indirect (IFA)), or viral culture.
- Influenza-like illness (ILI) is defined by ILINet as fever (temperature of 100o F [37.8oC] or greater) and a cough and/or a sore throat without a known cause other than influenza. ILI is defined by ESSENCE as Emergency Department chief complaints for Influenza or (FeverPlus and (Cough or SoreThroat) and not NonILIFevers).



**City of St. Louis Department of Health
Weekly Influenza Surveillance Report
2018-2019 Influenza Season
Week 50 (12/09/18 – 12/15/18)**



There have been fifty one cases of influenza reported in the city since September 30, 2018. The following graphs compare the 2017-2018 influenza season to the 2018-2019 influenza season along with the previous four seasons.

Figure 1: Number of Laboratory Confirmed Influenza Cases by Week

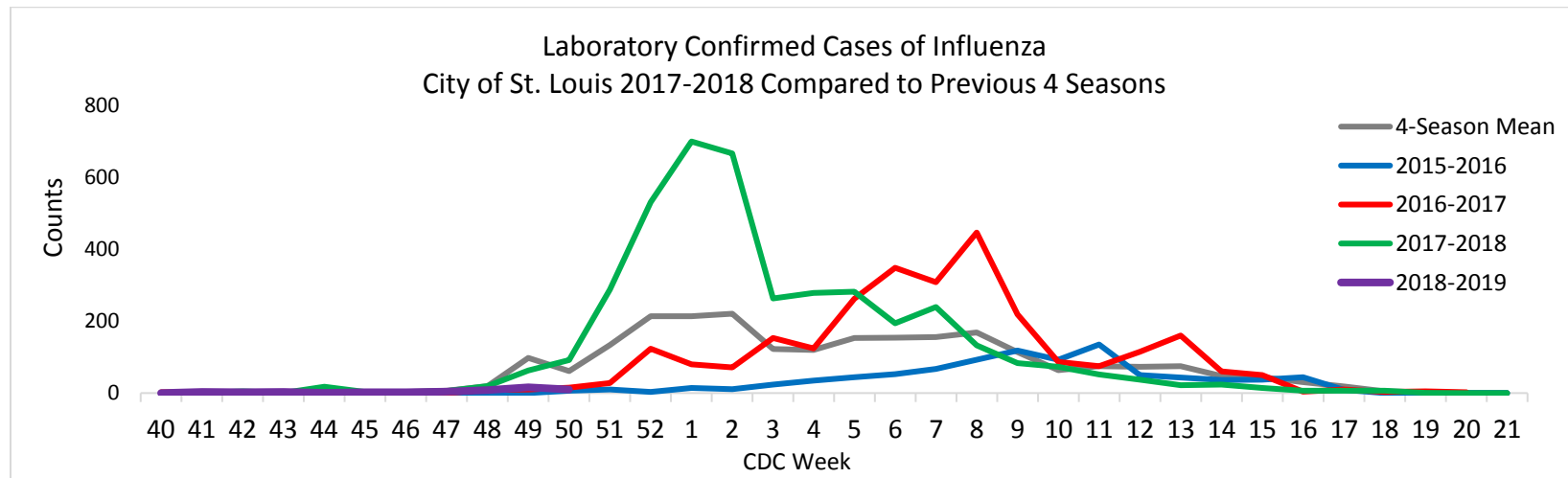


Table 1: Number of laboratory positive Influenza Cases by Influenza Type

Influenza Type	Week 45	Week 46	Week 47	Week 48	Week 49	Week 50	2018-2019* Season-to-Date	Percentage
Influenza A	1	1	1	3	9	10	30	59%
Influenza B	1	1	3	5	7	0	21	41%
Influenza unknown /Untyped	0	0	0	0	0	0	0	0%
Total	2	2	4	8	16	10	51	100%

Source: Missouri Department of Health and Senior Services (DHSS), weekly surveillance report from December 09, 2018 through December 15, 2018.



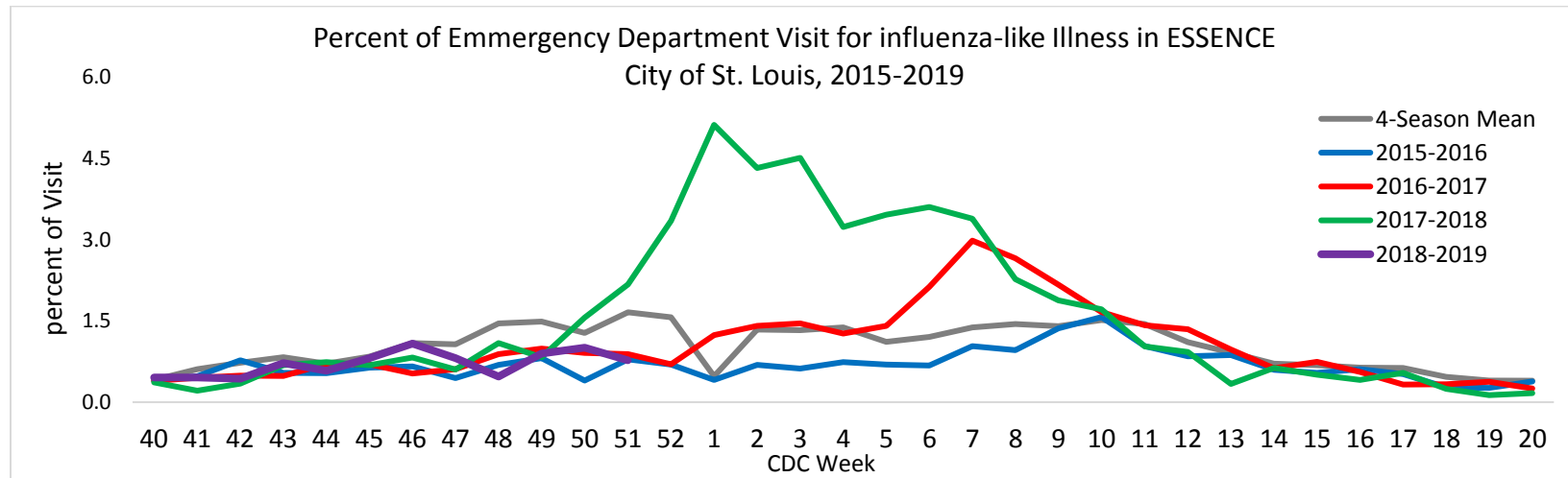
**City of St. Louis Department of Health
Weekly Influenza Surveillance Report
2018-2019 Influenza Season
Week 50 (12/09/18 – 12/15/18)**



Table 2: Number of Laboratory Confirmed Influenza Cases by Age Group

Age Group	Week 45	Week 46	Week 47	Week 48	Week 49	Week 50	2018-2019* Season-to-Date
0 to 4 years	1	1	0	0	4	4	10
5 to 14 years	0	0	0	1	2	3	7
15 to 24 years	0	0	1	3	2	2	9
25 to 49 years	1	1	1	1	4	0	13
50 to 64 years	0	0	2	2	3	1	8
65+ years	0	0	0	1	1	0	4
Total	2	2	4	8	16	10	51

Figure 2: Percent of Emergency Department (ED) Visits for Influenza like Illness (ILI) In Essence



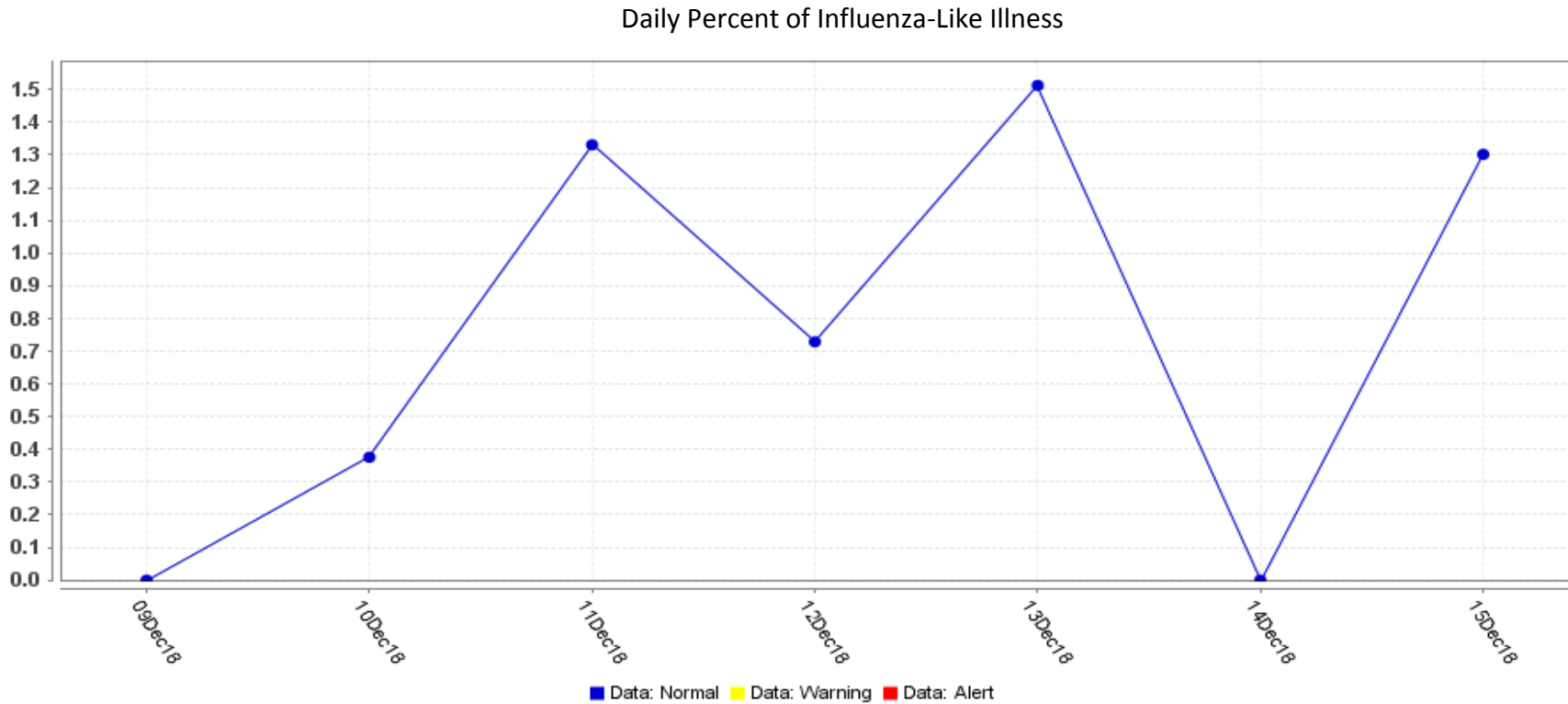
Source: Missouri Department of Health and Senior Services (DHSS), weekly surveillance report from December 09, 2018 through December 15, 2018.



**City of St. Louis Department of Health
Weekly Influenza Surveillance Report
2018-2019 Influenza Season
Week 50 (12/09/18 – 12/15/18)**



Figure 3: Daily Percentage of Emergency Department (ED) Visit for Influenza like Illness



Source: Missouri Department of Health and Senior Services (DHSS), weekly surveillance report from December 09, 2018 through December 15, 2018.