



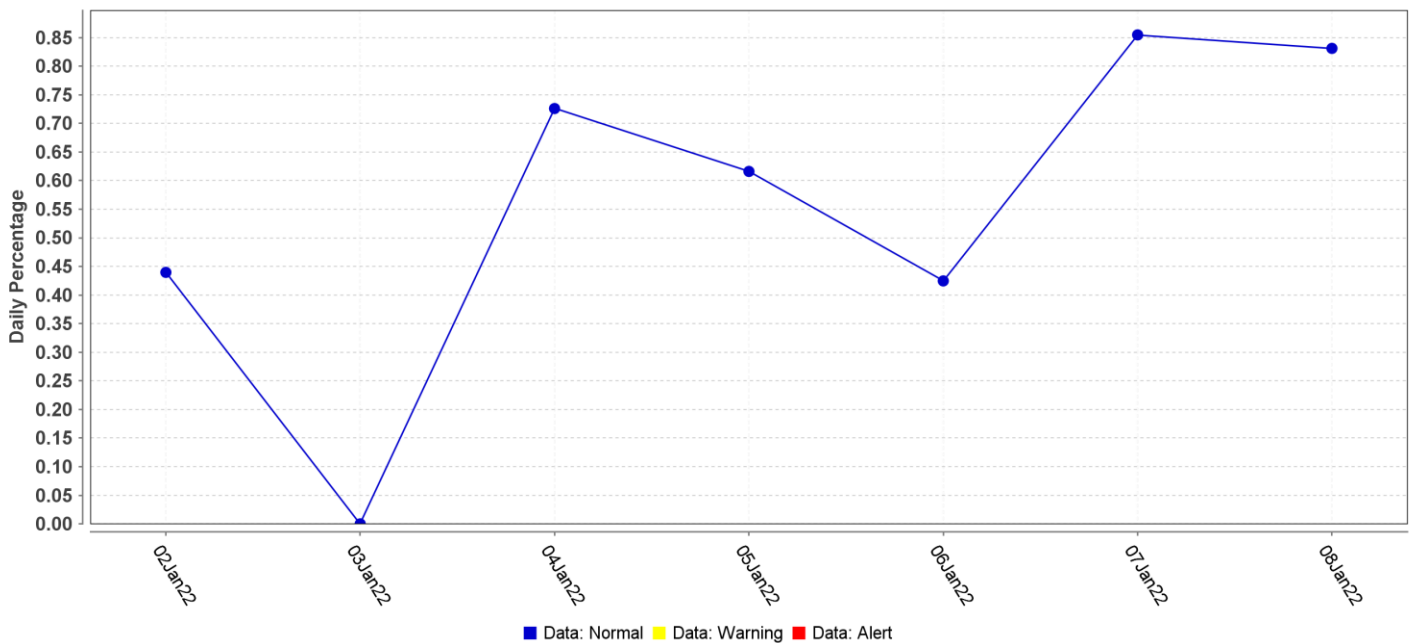
City of St. Louis Department of Health
 Weekly Influenza Surveillance Report
 2021-2022 Influenza Season
 Week 1 (1/2/2022 – 1/8/2022)

Influenza Surveillance

The City of St. Louis Department of Health conducts influenza surveillance using passive, active and syndromic surveillance³. Although influenza illness can occur year-round, the seasonal influenza reporting begins on Morbidity and Mortality Weekly Report (MMWR)⁴ Week 40 of a given year and continues through MMWR Week 20 of the following calendar year. Syndromic Surveillance is conducted by reviewing the number of Influenza-like Illness (ILI)¹ cases reported by hospital emergency departments (EDs) to the Missouri Department of Health and Senior Service (MO-DHSS).

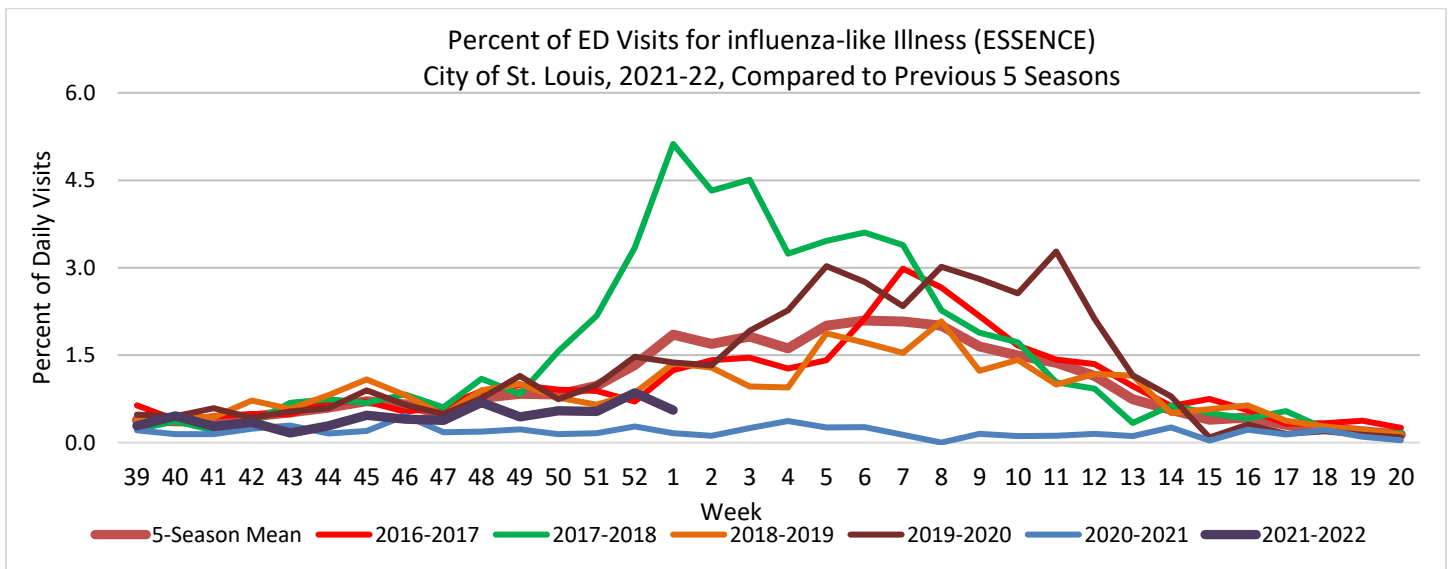
As determined using DHSS Syndromic Surveillance data, Influenza-like Illness (ILI) reports ranged from 0 % to 0.855% of daily visits to hospital emergency departments in the City of St. Louis during Week 1 (ending 1/8/2022). The daily number of reports of ILI ranged from 0 to 4 with a total of 17 during Week 1.

ILI as percentage of daily ED visits - St. Louis City - 1/2/2022 - 1/8/2022



Average of daily visits for ILI as percentage of all visits to EDs in the City of St. Louis was 0.556% for the week ending 1/8/2022 compared to 0.278% in 2020-21 season and 1.472% in 2019-20 season during the same week.

Percent of ED Visits for influenza-like Illness (ESSENCE)
 City of St. Louis, 2021-22, Compared to Previous 5 Seasons





City of St. Louis Department of Health
 Weekly Influenza Surveillance Report
 2021-2022 Influenza Season
 Week 1 (1/2/2022 – 1/8/2022)

Passive Surveillance is conducted through reporting of confirmed influenza cases² from various surveillance sites like hospitals, offices of healthcare providers, and laboratories. As of the current influenza season, for the week ending 1/8/2022, there have been 343 reports of Influenza A and 22 reports of Influenza B with a total of 365 influenza reports from the city of St. Louis. Influenza A accounted for 94% while influenza B accounted for 6% of total influenza reports. The data for the latest two weeks is provisional and is subject to change in the following weeks.

Table 1: Number of Influenza Reports by Influenza Type

Influenza Type	Week 51 (12/19/2021- 12/25/2021)	Week 52 (12/26/2021- 1/1/2022)	Week 1 (1/2/2022- 1/8/2022)	2021-2022* Season-to-Date	Percentage
Influenza A	84	56	28	343	94%
Influenza B	4	0	5	22	6%
Influenza unknown /Untyped	0	0	0	0	0%
Total	88	56	33	365	100%

Table 2: Number of Influenza Reports by Age Group

Age Group	Week 51 (12/19/2021- 12/25/2021)	Week 52 (12/26/2021- 1/1/2022)	Week 1 (1/2/2022- 1/8/2022)	2021-2022* Season-to-Date	Percentage
0 to 4 years	25	15	7	67	18%
5 to 14 years	21	9	3	68	19%
15 to 24 years	13	5	6	69	19%
25 to 49 years	20	17	14	114	31%
50 to 64 years	6	5	3	29	8%
65+ years	3	5	0	18	5%
Total	88	56	33	365	100%

Table 3: Number of Influenza Reports by Age Group and Type
 For Cases Reported between 09/26/2021 and 1/8/2022

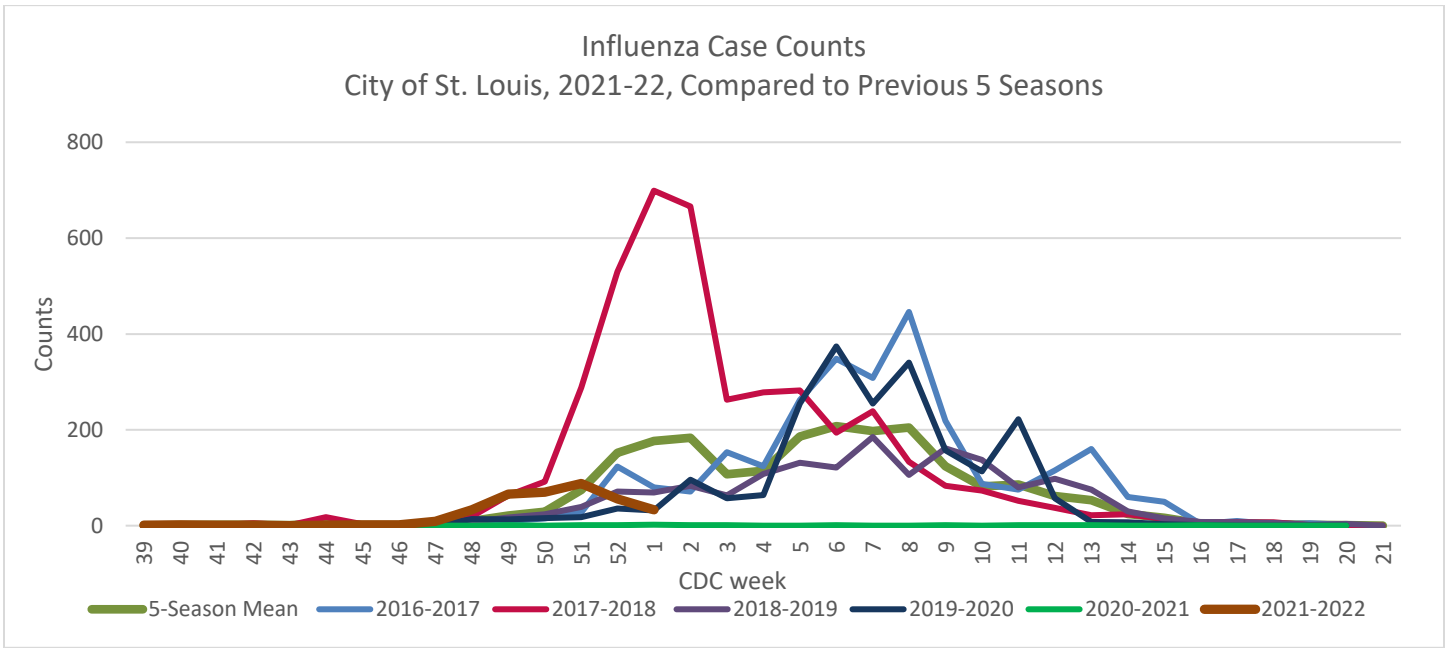
Age Group	Type A		Type B		Unknown Type		Total	
	n	%	n	%	n	%	n	%
0 to 4 years	66	19.2	1	4.5	0	0	67	18.4
5 to 14 years	67	19.5	1	4.5	0	0	68	18.6
15 to 24 years	64	18.7	5	22.7	0	0	69	18.9
25 to 49 years	104	30.3	10	45.5	0	0	114	31.2
50 to 64 years	25	7.3	4	18.2	0	0	29	7.9
65+ years	17	5.0	1	4.5	0	0	18	4.9
Total	343		22		0		365	



City of St. Louis Department of Health
 Weekly Influenza Surveillance Report
 2021-2022 Influenza Season
 Week 1 (1/2/2022 – 1/8/2022)

Table 4: Weekly Counts of Influenza Reports Through Previous 5 Seasons

Previous Seasons	2016-2017	2017-2018	2018-2019	2019-2020	2020-2021	2021-2022	5-Season Mean	5-Season Median
Week 51	28	288	39	18	1	88	75	28
Week 52	123	530	71	36	1	56	152	71
Week 1	80	699	69	32	2	33	176	69



City of St. Louis Influenza Outbreaks:

As of the week ending 1/8/2022, no influenza outbreaks have been reported to the City of St. Louis Department of Health.

City of St. Louis Influenza Related Deaths:

As of the week ending 1/8/2022, no influenza related deaths have been reported to the City of St. Louis Department of Health.



City of St. Louis Department of Health
Weekly Influenza Surveillance Report
2021-2022 Influenza Season
Week 1 (1/2/2022 – 1/8/2022)

Weekly Virus/Microbiology Update, St. Louis Children’s Hospital:

<http://slchlabtestguide.bjc.org/Default.aspx?url=c07848be-283d-470e-ad0f-4b833e58ebcf>

For additional information on national influenza surveillance, please visit the Centers for Disease Control and Prevention website:

<http://www.cdc.gov/flu/weekly/>

For additional information on statewide influenza surveillance reports, please visit the Missouri Department of Health and Senior Services website:

<http://health.mo.gov/living/healthconditions/communicable/influenza/reports.php>

Definitions

1. Influenza-like Illness (ILI) is a case definition used to conduct surveillance for influenza infections. Hospitals, healthcare providers and laboratories are required to report to the state health department or local public health agency, any patient visit with symptoms of fever 100°F or greater, and cough and/or sore throat as ILI under influenza surveillance requirement.

2. Influenza is confirmed by laboratory tests through the following methods: molecular assays for influenza virus nucleic acids including rapid assays as well as Reverse Transcription-Polymerase Chain Reaction (RT-PCR) and other assays, detection of influenza viral antigen through rapid influenza diagnostic tests as well as immunofluorescence assays for antibodies and isolation of virus through viral culture.

3. Active, Passive, and Syndromic influenza Surveillance

Passive surveillance

Passive Surveillance is conducted through assessing the reports of confirmed influenza cases from various surveillance sites. Typical surveillance sites are hospitals, offices of healthcare providers and laboratories. Influenza is a reportable condition in the state of Missouri and hence these sites are required to report confirmed influenza cases to state health department or local public health agency (city of St. Louis). Passive surveillance helps the health department to keep track of the incidence of influenza cases in the community and facilitates early detection of potential outbreaks.

Active Surveillance

Active surveillance becomes essential when there is suspicion of potential outbreaks from the passive and syndromic surveillance data. It would involve looking for potential cases that are not showing up in the passive surveillance system and also those exposed to the cases followed by implementing appropriate control measures to ensure that influenza situation doesn’t rise up to a full-blown epidemic in the community.

Syndromic surveillance

The Department of Health uses the ESSENCE system to conduct syndromic surveillance for ILI at the City of St. Louis hospital emergency departments (EDs). ESSENCE captures data on all ED visits in persons with chief complaints (rather than final diagnoses or positive laboratory tests) of ILI. ILI chief complaints are those which include the word “influenza” or those that the ESSENCE system parses to [fever and (cough or sore throat)]. The syndromic surveillance data presented above include all visits for ILI (regardless of county of residence) to the City of St. Louis hospital EDs that contribute data to the ESSENCE system. Data from private physicians, clinics, or urgent care centers are not included in ESSENCE. Syndromic surveillance contributes to our understanding of the burden of influenza experienced by the health care system, as well as demonstrating the relative impact over time or influenza with respect to other illnesses.

4. Data is reported in epidemiologic weeks established by the CDC’s Morbidity and Mortality Weekly Report (MMWR). The MMWR week starts on a Sunday and ends on Saturday. The first MMWR week in a given year will be the week that includes January 1.