



**City of St. Louis Department of Health
Weekly Influenza Surveillance Report
2018-2019 Influenza Season
Week 19 (05/05/2019 – 05/11/2019)**



Data Notes

- Current data is provisional due to reporting delays.
- The 2018-2019 influenza season begins CDC Week 40 (week ending October 6, 2018) and ends CDC Week 20 (week ending May 18, 2019), however, influenza surveillance is year around.
- Laboratory-positive influenza includes the following test methods: rapid influenza diagnostic tests (antigen), reverse transcriptase polymerase chain reaction (RT-PCR) and other molecular assays, immunofluorescence antibody staining (Direct (DFA) or Indirect (IFA)), or viral culture.
- Influenza-like illness (ILI) is defined by ILINet as fever (temperature of 100° F [37.8°C] or greater) and a cough and/or a sore throat without a known cause other than influenza. ILI is defined by ESSENCE as Emergency Department chief complaints for Influenza or (FeverPlus and (Cough or SoreThroat) and not NonILIFevers).



**City of St. Louis Department of Health
Weekly Influenza Surveillance Report
2018-2019 Influenza Season
Week 19 (05/05/2019 – 05/11/2019)**



There have been one thousand six hundred and fifty-nine (1,659) cases of influenza reported in the city since September 30, 2018. The following graphs compare the 2017-2018 influenza season to the 2018-2019 influenza season along with the previous four seasons.

Figure 1: Number of Laboratory Confirmed Influenza Cases by Week

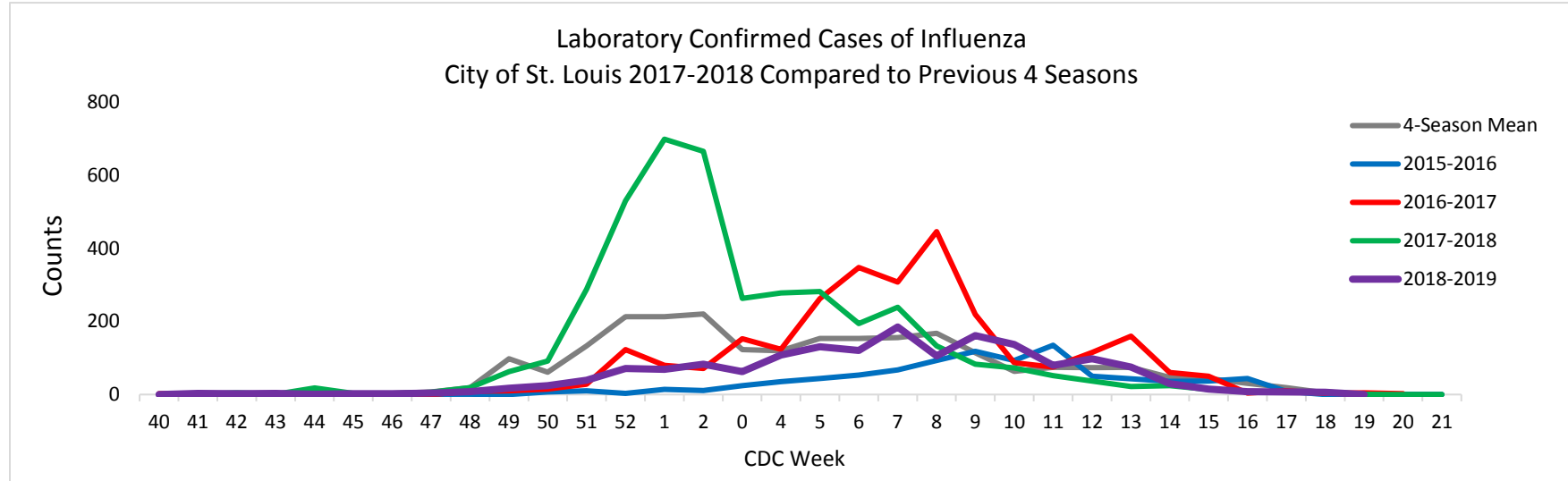


Table 1: Number of Laboratory Positive Influenza Cases by Influenza Type

Influenza Type	Week 14	Week 15	Week 16	Week 17	Week 18	Week 19	2018-2019* Season-to-Date	Percentage
Influenza A	29	14	8	6	2	0	1603	97%
Influenza B	1	1	0	1	4	0	57	3%
Influenza unknown /Untyped	0	0	0	0	0	0	0	0%
Total	30	15	8	7	6	0	1,659	100%

Source: Missouri Department of Health and Senior Services (DHSS), weekly surveillance report from May 05, 2019 through May 11, 2019.



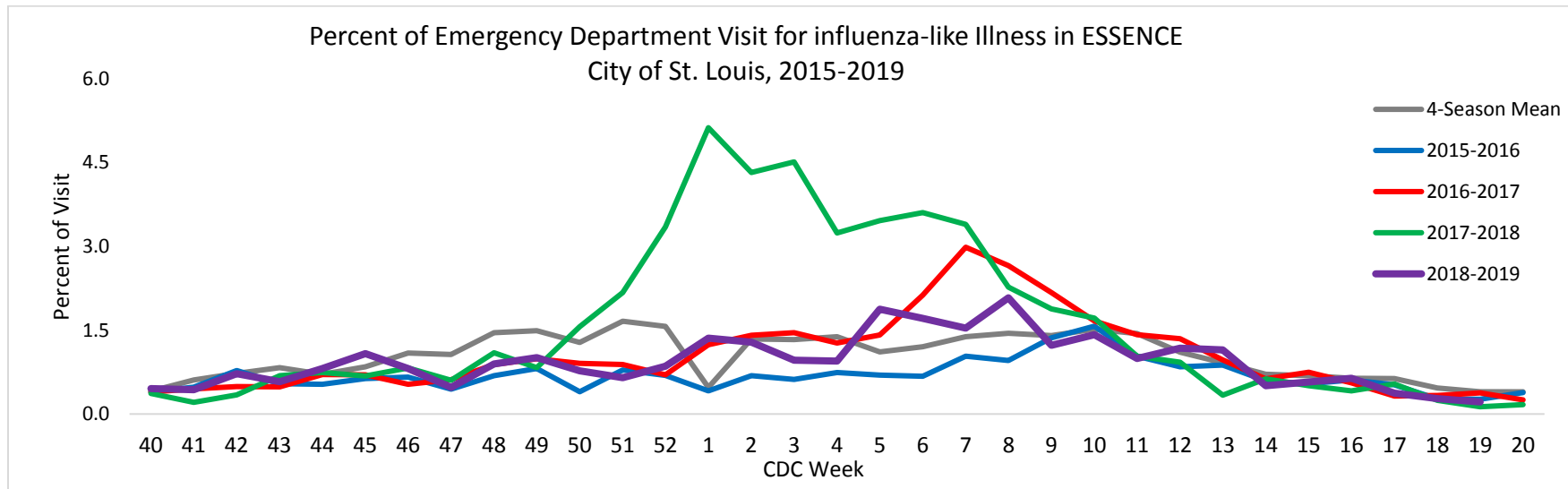
**City of St. Louis Department of Health
Weekly Influenza Surveillance Report
2018-2019 Influenza Season
Week 19 (05/05/2019 – 05/11/2019)**



Table 2: Number of Laboratory Confirmed Influenza Cases by Age Group

Age Group	Week 14	Week 15	Week 16	Week 17	Week 18	Week 19	2018-2019* Season-to-Date	Percentage
0 to 4 years	6	6	2	1	3	0	385	23%
5 to 14 years	5	3	0	2	0	0	278	17%
15 to 24 years	6	4	1	2	0	0	101	6%
25 to 49 years	6	1	2	0	1	0	458	28%
50 to 64 years	4	1	1	1	2	0	274	17%
65+ years	3	0	2	1	0	0	163	10%
Total	30	15	8	7	6	0	1,659	100%

Figure 2: Percent of Emergency Department (ED) Visits for Influenza-like Illness (ILI) In Essence



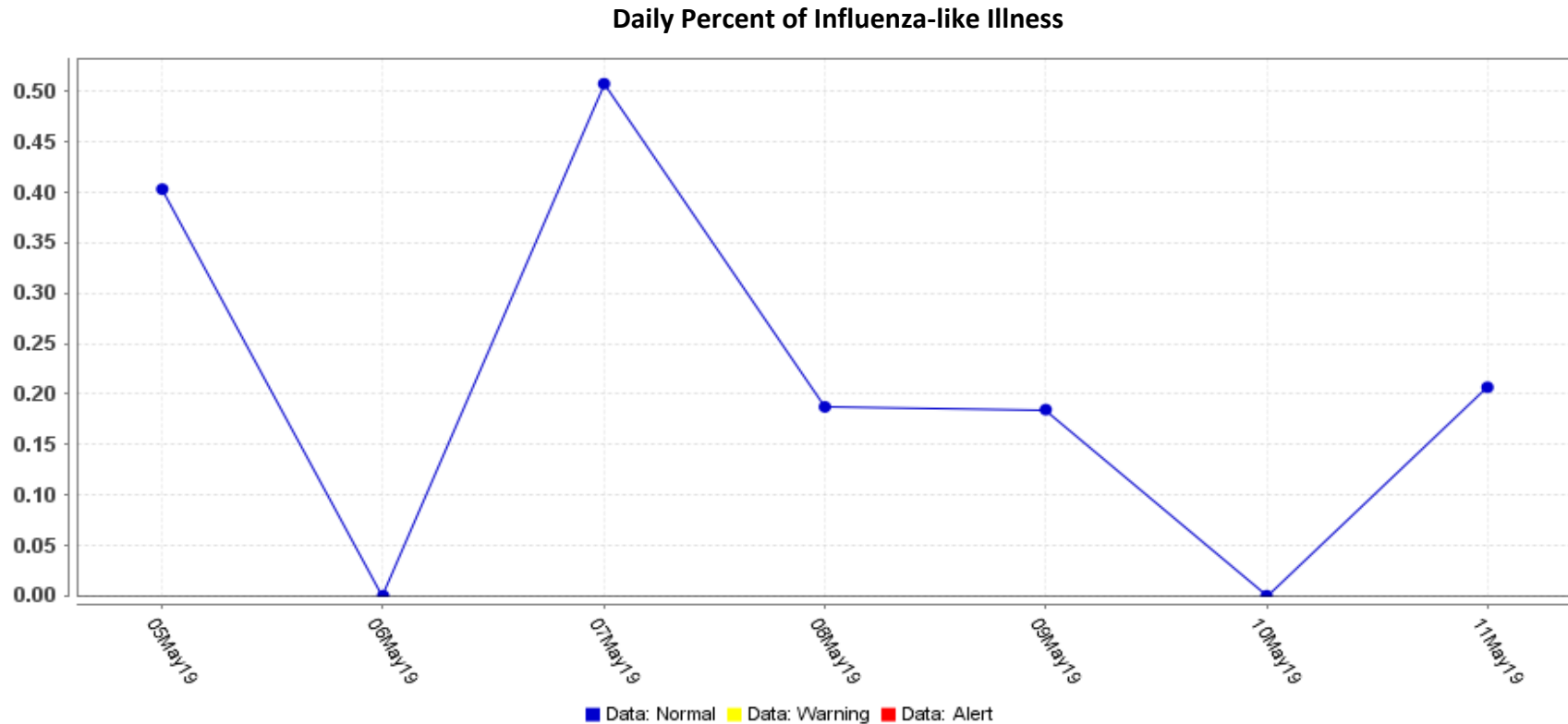
Source: Missouri Department of Health and Senior Services (DHSS), weekly surveillance report from May 05, 2019 through May 11, 2019.



City of St. Louis Department of Health
Weekly Influenza Surveillance Report
2018-2019 Influenza Season
Week 19 (05/05/2019 – 05/11/2019)



Figure 3: Daily Percentage of Emergency Department (ED) Visit for Influenza-like Illness



Source: Missouri Department of Health and Senior Services (DHSS), weekly surveillance report from May 05, 2019 through May 11, 2019.