



**City of St. Louis Department of Health  
Weekly Influenza Surveillance Report  
2018-2019 Influenza Season  
Week 49 (12/02/18 – 12/08/18)**



**Data Notes**

- Current data is provisional due to reporting delays.
- The 2018-2019 influenza season begins CDC Week 40 (week ending October 6, 2018) and ends CDC Week 20 (week ending May 18, 2019).
- Laboratory-positive influenza includes the following test methods: rapid influenza diagnostic tests (antigen), reverse transcriptase polymerase chain reaction (RT-PCR) and other molecular assays, immunofluorescence antibody staining (Direct (DFA) or Indirect (IFA)), or viral culture.
- Influenza-like illness (ILI) is defined by ILINet as fever (temperature of 100o F [37.8oC] or greater) and a cough and/or a sore throat without a known cause other than influenza. ILI is defined by ESSENCE as Emergency Department chief complaints for Influenza or (FeverPlus and (Cough or SoreThroat) and not NonILIFevers).

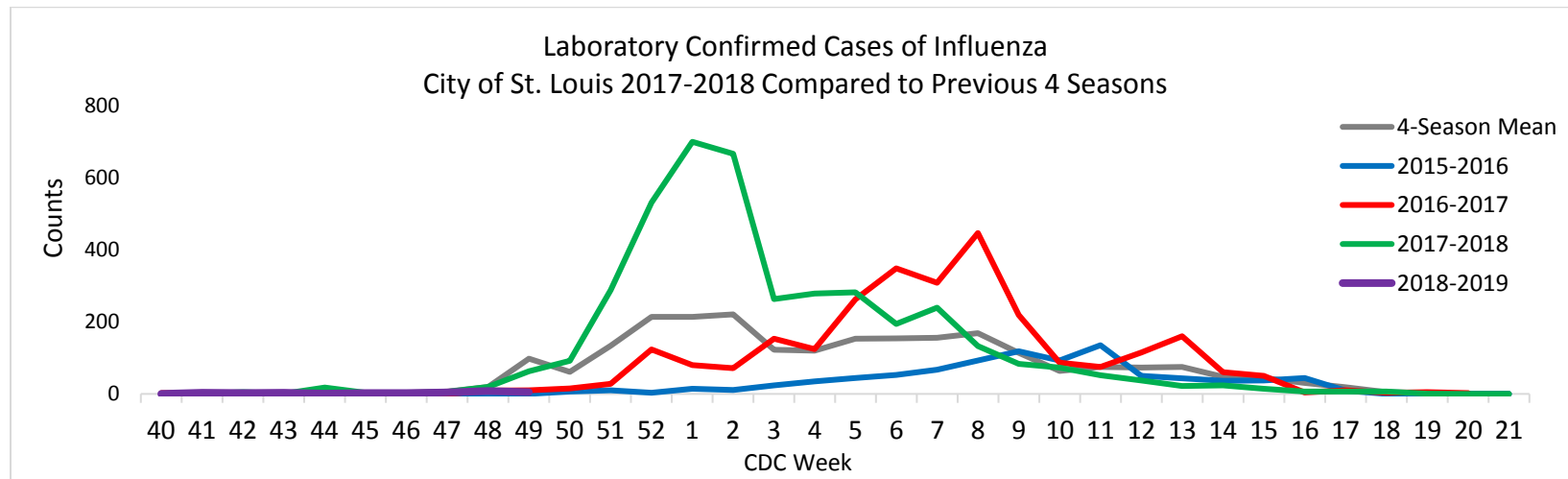


**City of St. Louis Department of Health  
Weekly Influenza Surveillance Report  
2018-2019 Influenza Season  
Week 49 (12/02/18 – 12/08/18)**



There have been thirty cases of influenza reported in the city since September 30, 2018. The following graphs compare the 2017-2018 influenza season to the 2018-2019 influenza season along with the previous four seasons.

**Figure 1: Number of Laboratory Confirmed Influenza Cases by Week**



**Table 1: Number of laboratory positive Influenza Cases by Influenza Type**

Influenza Type	Week 44	Week 45	Week 46	Week 47	Week 48	Week 49	2018-2019* Season-to-Date	Percentage
Influenza A	0	1	1	1	3	2	13	43%
Influenza B	1	1	1	3	5	3	17	57%
Influenza unknown /Untyped	0	0	0	0	0	0	0	0%
<b>Total</b>	<b>1</b>	<b>2</b>	<b>2</b>	<b>4</b>	<b>8</b>	<b>5</b>	<b>30</b>	<b>100%</b>

Source: Missouri Department of Health and Senior Services (DHSS), weekly surveillance report from December 02, 2018 through December 08, 2018.



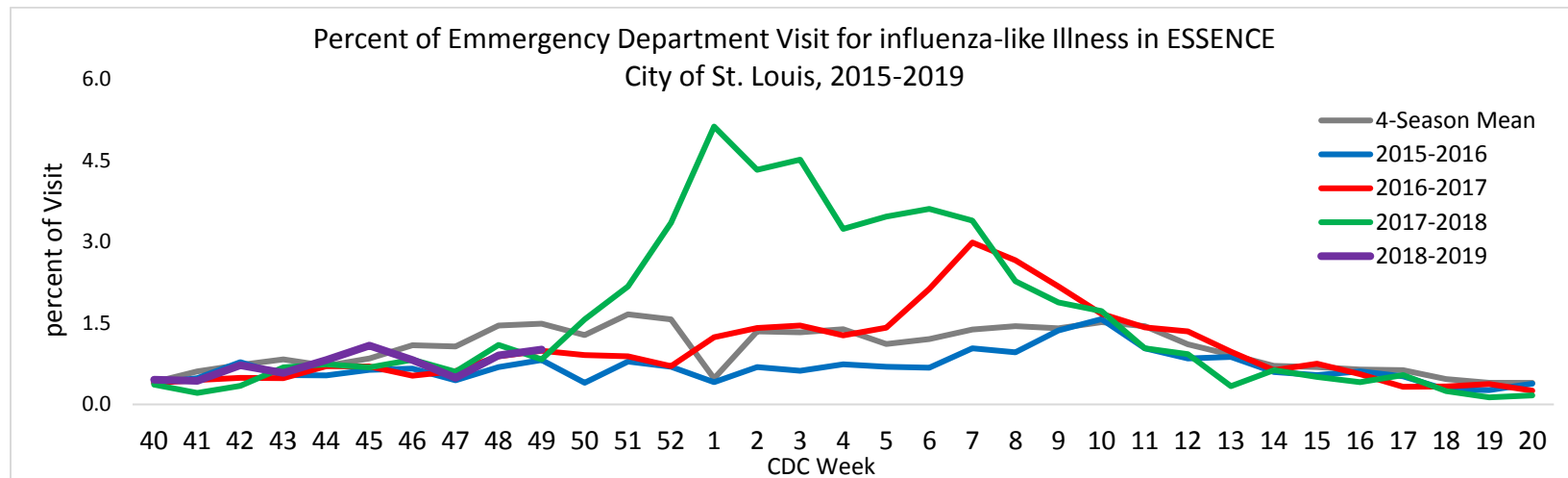
**City of St. Louis Department of Health  
Weekly Influenza Surveillance Report  
2018-2019 Influenza Season  
Week 49 (12/02/18 – 12/08/18)**



**Table 2: Number of Laboratory Confirmed Influenza Cases by Age Group**

Age Group	Week 44	Week 45	Week 46	Week 47	Week 48	Week 49	2018-2019* Season-to-Date
0 to 4 years	0	1	1	0	0	1	3
5 to 14 years	0	0	0	0	1	1	3
15 to 24 years	0	0	0	1	3	0	5
25 to 49 years	1	1	1	1	1	0	9
50 to 64 years	0	0	0	2	2	1	5
65+ years	0	0	0	0	1	2	5
<b>Total</b>	<b>1</b>	<b>2</b>	<b>2</b>	<b>4</b>	<b>8</b>	<b>5</b>	<b>30</b>

**Figure 2: Percent of Emergency Department (ED) Visits for Influenza like Illness (ILI) In Essence**



Source: Missouri Department of Health and Senior Services (DHSS), weekly surveillance report from December 02, 2018 through December 08, 2018.

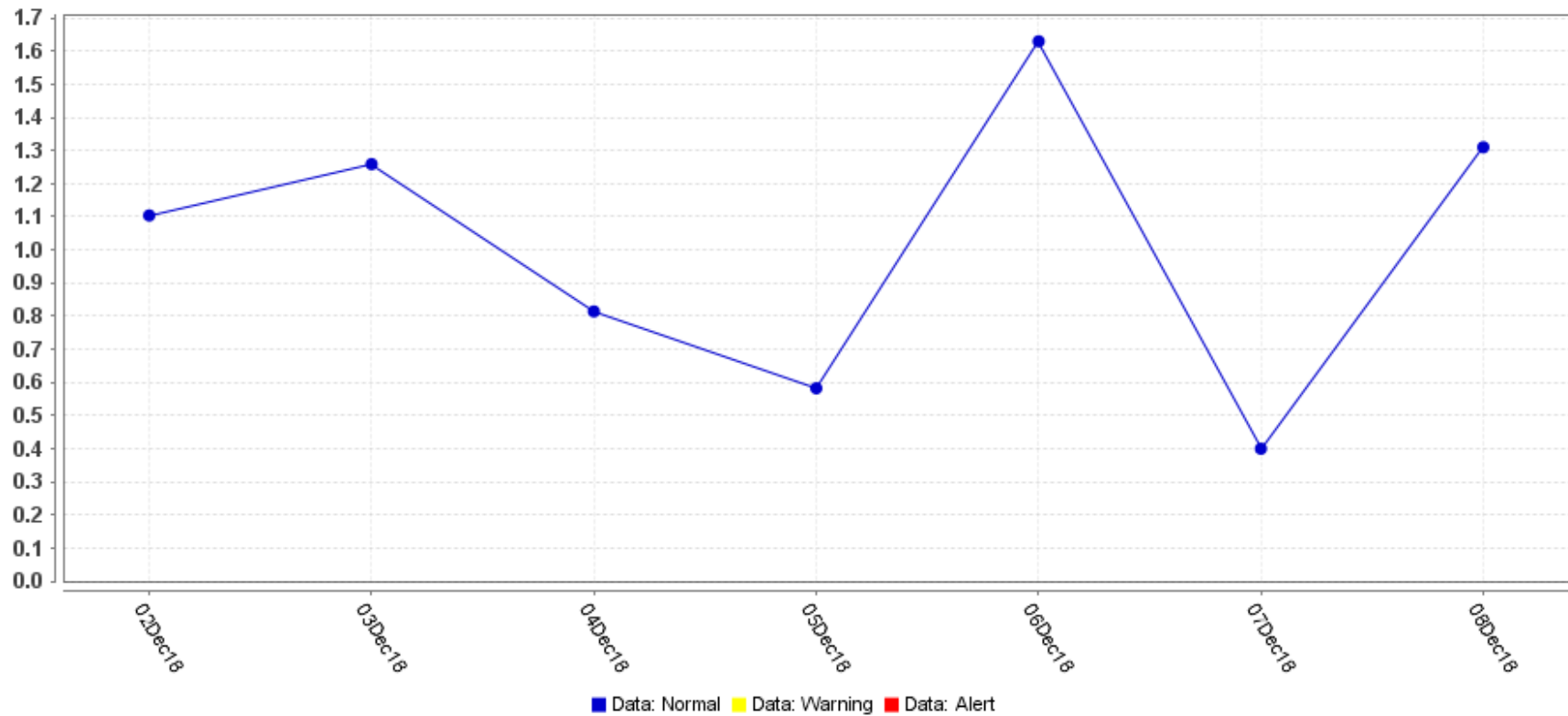


City of St. Louis Department of Health  
Weekly Influenza Surveillance Report  
2018-2019 Influenza Season  
Week 49 (12/02/18 – 12/08/18)



Figure 3: Daily Percentage of Emergency Department (ED) Visit for Influenza like Illness

Daily Percent of Influenza-Like Illness



Source: Missouri Department of Health and Senior Services (DHSS), weekly surveillance report from December 02, 2018 through December 08, 2018.