



**City of St. Louis Department of Health
Weekly Influenza Surveillance Report
2018-2019 Influenza Season
Week 9 (02/24/19 – 03/02/2019)**



Data Notes

- Current data is provisional due to reporting delays.
- The 2018-2019 influenza season begins CDC Week 40 (week ending October 6, 2018) and ends CDC Week 20 (week ending May 18, 2019).
- Laboratory-positive influenza includes the following test methods: rapid influenza diagnostic tests (antigen), reverse transcriptase polymerase chain reaction (RT-PCR) and other molecular assays, immunofluorescence antibody staining (Direct (DFA) or Indirect (IFA)), or viral culture.
- Influenza-like illness (ILI) is defined by ILINet as fever (temperature of 100° F [37.8°C] or greater) and a cough and/or a sore throat without a known cause other than influenza. ILI is defined by ESSENCE as Emergency Department chief complaints for Influenza or (FeverPlus and (Cough or SoreThroat) and not NonILIFevers).



**City of St. Louis Department of Health
Weekly Influenza Surveillance Report
2018-2019 Influenza Season
Week 9 (02/24/19 – 03/02/2019)**



There have been one thousand and eighty-eight (1,088) cases of influenza reported in the city since September 30, 2018. The following graphs compare the 2017-2018 influenza season to the 2018-2019 influenza season along with the previous four seasons.

Figure 1: Number of Laboratory Confirmed Influenza Cases by Week

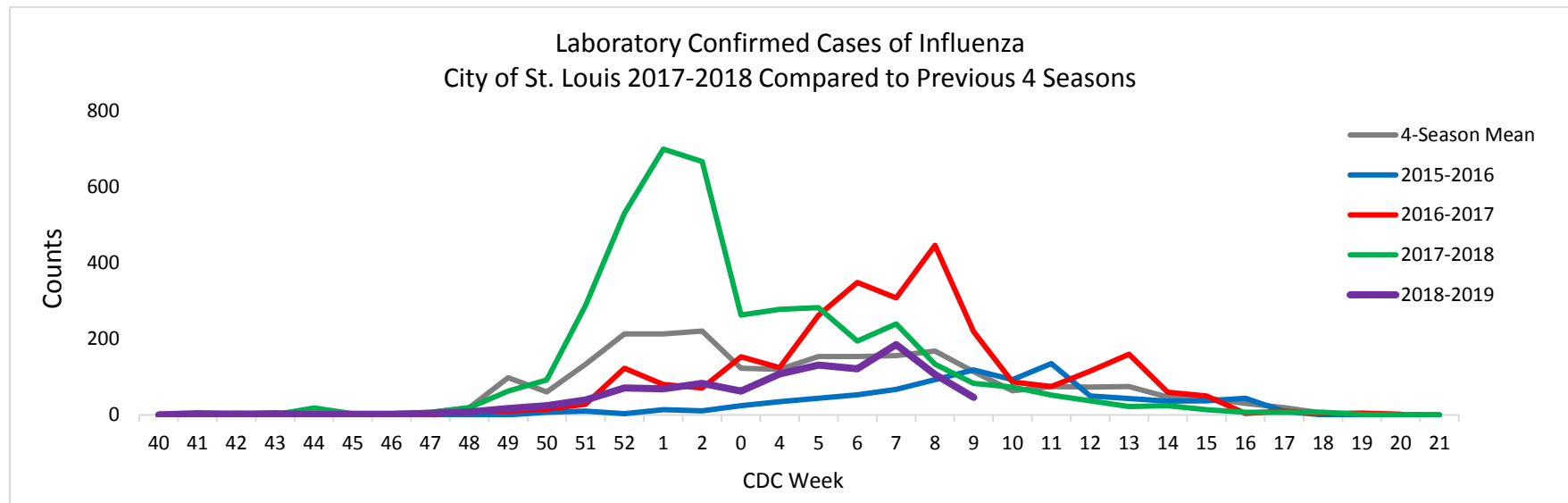


Table 1: Number of Laboratory Positive Influenza Cases by Influenza Type

Influenza Type	Week 4	Week 5	Week 6	Week 7	Week 8	Week 9	2018-2019* Season-to-Date	Percentage
Influenza A	107	130	120	184	106	45	1053	97%
Influenza B	1	1	1	1	0	1	35	3%
Influenza unknown /Untyped	0	0	0	0	0	0	0	0%
Total	108	131	121	185	106	46	1088	100%

Source: Missouri Department of Health and Senior Services (DHSS), weekly surveillance report from February 24, 2019 through March 02, 2019.



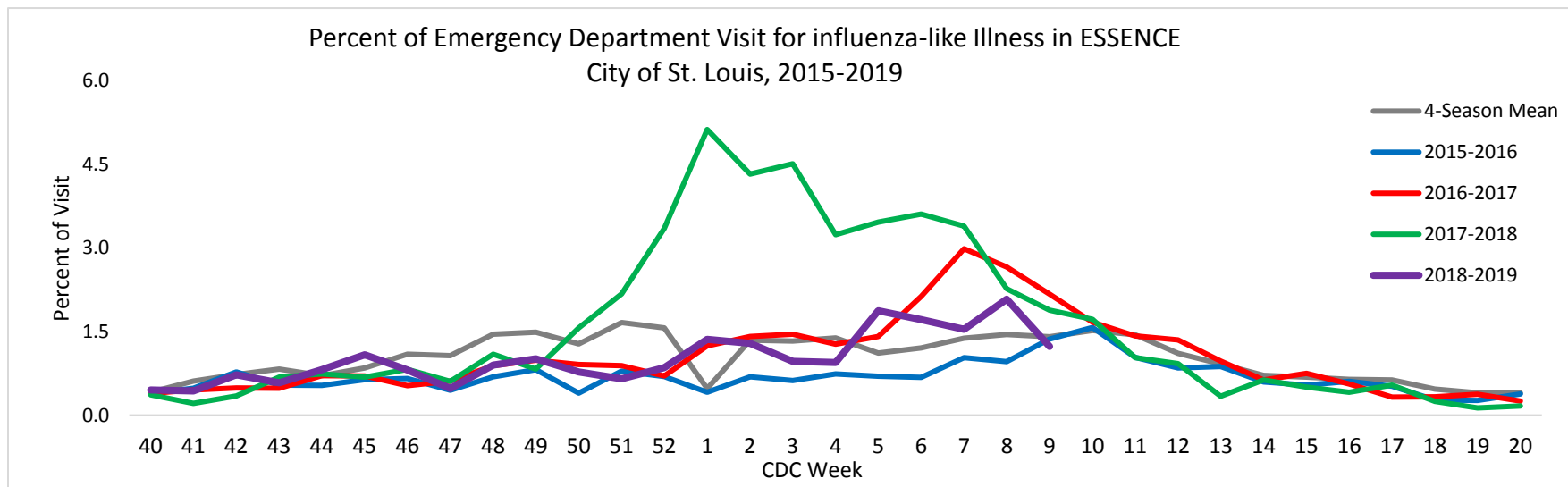
**City of St. Louis Department of Health
Weekly Influenza Surveillance Report
2018-2019 Influenza Season
Week 9 (02/24/19 – 03/02/2019)**



Table 2: Number of Laboratory Confirmed Influenza Cases by Age Group

Age Group	Week 4	Week 5	Week 6	Week 7	Week 8	Week 9	2018-2019* Season-to-Date	Percentage
0 to 4 years	29	27	20	51	19	0	245	23%
5 to 14 years	7	25	27	37	16	1	167	15%
15 to 24 years	5	5	7	14	8	3	63	6%
25 to 49 years	32	62	23	43	27	19	326	30%
50 to 64 years	25	5	33	22	19	19	191	18%
65+ years	10	7	11	18	17	4	96	9%
Total	108	131	121	185	106	46	1088	100%

Figure 2: Percent of Emergency Department (ED) Visits for Influenza-like Illness (ILI) In Essence



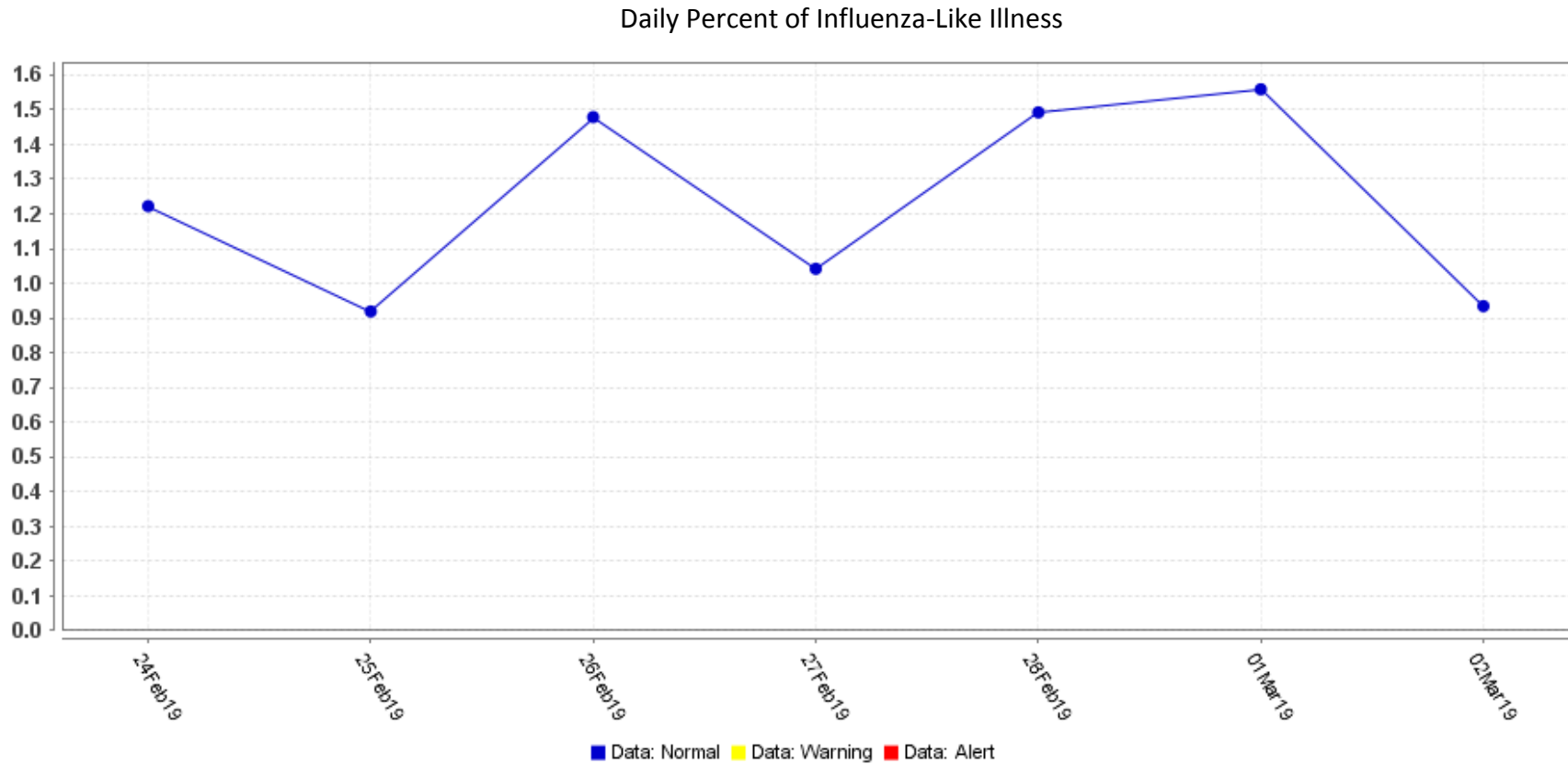
Source: Missouri Department of Health and Senior Services (DHSS), weekly surveillance report from February 24, 2019 through March 02, 2019.



City of St. Louis Department of Health
Weekly Influenza Surveillance Report
2018-2019 Influenza Season
Week 9 (02/24/19 – 03/02/2019)



Figure 3: Daily Percentage of Emergency Department (ED) Visits for Influenza-like Illness



Source: Missouri Department of Health and Senior Services (DHSS), weekly surveillance report from February 24, 2019 through March 02, 2019.