

State and Local Fiscal Recovery Funds 2021 Report

City of St. Louis, MO 2021 Recovery Plan August 31, 2021

Tables of Contents

General Overview	1
Executive Summary	1
Uses of Funds	2
Promoting equitable outcomes	5
Community Engagement	10
Labor Practices	12
Use of Evidence	13
Table of Expenses by Expenditure Category	13
Project Inventory	15
Ineligible Activities: Tax Offset Provision (States and territories only)	49

Executive Summary

St. Louis is at a crossroads. Deep racial inequities, compounded by an unprecedented pandemic, economic recession, and a wave of violence have pushed families across our city to the brink. The administration is committed to seizing this once in a generation opportunity to reverse decades of disinvestment in marginalized communities and chart a new course towards justice, equity, and democracy.

The City of Saint Louis was awarded \$498 million in Coronavirus State Local Fiscal Recovery Funds (SLFRF) from the American Rescue Plan on May 12, 2020. While future allocations of funds will include long term investments into public infrastructure and economic justice, the first round of \$122,894,020 in spending appropriated in Board Bill 2 on August 11, 2021 is focused on delivering direct relief to families across St. Louis. This priority grew out of a community and data driven process which included over 2500 public comments. Public input consistently emphasized the need to dedicate resources to boost vaccination rates, prevent evictions, and reduce violent crime.

The spending package that grew out of this process includes over fifty programs which collectively represent a public health plan, an economic relief plan, and public safety plan all in one. The highlights of each component are detailed below:

I. Public Health

- A. **\$2M** COVID-19 community canvasses & community health workers to meet St. Louisans in their neighborhoods and homes
- B. **\$1M** Mobile vaccine clinics to get resources and vaccines to people
- C. **\$1.25M** COVID-19 vaccine incentives to increase getting shots in arms

II. Economic Relief

- A. **\$500 direct cash assistance payments** to 10,000 St. Louis families negatively impacted by the COVID-19 crisis.
- B. **\$2.5M** in housing assistance, including rental, mortgage, utility, and property tax assistance
- C. **\$16.4M** in supports for our unhoused neighbors, including emergency shelter, bridge housing, rapid rehousing, tiny homes, affordable housing, and permanent supportive housing

III. Public Safety

- A. **\$5.5M** for community violence intervention programs to interrupt cycles of violence
- B. **\$5M** for behavioral health providers to build a community responder model designed to divert calls for clinical help away from the police department, thereby freeing up officer time to combat violent crime
- C. **\$4.7M** for youth jobs and programming for young people to have access to free transit, to increase access to employment, to create safe spaces, drop-in centers, and community projects, and youth basketball leagues and soccer programming.

Uses of Funds

Mayor Tishaura O. Jones administration's first step in setting ARPA expenditure priorities was to convene a Stimulus Advisory Board (SAB) made up of community stakeholders. The SAB's mandate was "to conduct research, build processes, and provide recommendations designed to ensure that American Rescue Plan funds are invested equitably, in line with the community's priorities, and for maximum transformational impact."¹ Process is policy, and the administration's reliance on a community and data driven process was grounded in the conviction that diverse perspectives would result in a stronger, more diversified portfolio of public investments. The city is also committed to full transparency throughout this process, including an open data portal tracking appropriations and expenditures. Implementation strategy hinges on strong partnerships with the public, non-profit and private sectors.

The SAB served from April 2021 to July 2021 to advise key city elected officials and community stakeholders in how to spend initial funding towards direct relief using SLFRF funds. The SAB recommended "Direct Relief" activities that deliver rapid assistance to households and businesses most in need in the City of St. Louis, to meet basic individual and community needs. Direct Relief is intended to stabilize households and businesses during the COVID-19 pandemic and post-pandemic hardship. Additionally, the SAB recommended framework lays the foundation for systems level interventions to be implemented with subsequent rounds of funding to create a more resilient St. Louis in the face of another crisis like the COVID-19 pandemic.

Mayor Jones used the SAB's framework to create a direct relief plan and the Board of Aldermen adopted and added to the plan. The plan was approved on August 11, 2021 to spend the initial \$122,895,020.

Public Health (EC 1)

The COVID-19 outbreak is a public health emergency and on March 11, 2020 was declared a pandemic by the World Health Organization. During the pandemic, about 4 in 10² adults in the U.S. have reported symptoms of anxiety or depressive disorder. The pandemic has impacted the well-being of households³, particularly mothers, children, young people, older adults, and people with disabilities in having poorer mental health and women adversely impacted by the economic downturns, such as job loss⁴. For us as a community to survive the COVID-19 pandemic, we need to put resources towards ongoing testing, vaccine education, vaccinations, and mental health support. With about 44 percent of the City of St. Louis residents⁵ having completed vaccinations, there is a long way to go before we are out of this pandemic.

¹ Mandate, 4/30/21

<https://www.stlouis-mo.gov/government/departments/mayor/stimulus-advisory-board/documents/upload/Stimulus-Advisory-Board-Mandate.pdf>

² Impact of pandemic on adults <https://www.kff.org/other/state-indicator/adults-reporting-symptoms-of-anxiety-or-depressive-disorder-during-covid-19-pandemic/>

³ Impact of COVID-19 for mental health and substance use <https://www.kff.org/coronavirus-covid-19/issue-brief/the-implications-of-covid-19-for-mental-health-and-substance-use/>

⁴ COVID-19 and gender equality <https://www.mckinsey.com/featured-insights/future-of-work/covid-19-and-gender-equality-countering-the-regressive-effects>

⁵ COVID-19 vaccination rate <https://covidvaccine.mo.gov/data/>

\$8,250,000 of State and Local Fiscal Recovery Funds under the American Rescue Plan Act are being used to extend community outreach, mobilize vaccination clinics, vaccination incentive programs, and to educate residents about the COVID-19 vaccine. Mental health services will also support residents by connecting them to clinicians.

Negative Economic Impacts (EC 2)

The COVID-19 public health emergency has doubled as an economic crisis in the communities across the City of St. Louis. Both households and businesses in the city continue to struggle to pay their bills and stay solvent. St. Louisans across the city is struggling to make ends meet, and housing is their single biggest budgetary cost and the second priority need identified by residents in the city. With over 3,000 pending evictions⁶, these funds will support eviction prevention programs and provide household assistance to keep people in their homes. COVID-19 public health emergency has brought massive layoffs to the City of St. Louis pushing residents to the breaking point and resulting in an increase of crime. Countless studies show that poverty drives crime and is the root cause of many types of violence.

\$28,764,100 million of the State and Local Fiscal Recovery Funds under the American Rescue Plan Act are being used to provide direct cash assistance, rent, and mortgage assistance, and food to residents who were negatively economically impacted by this historic pandemic. Stimulus funds will be used to expand small business grants, to provide startups and small businesses ready to scale with technical assistance - including tax filing assistance, web design, legal advice, and HR support - and to provide special support to restaurants, venues, and other hospitality sector businesses hit particularly hard by the pandemic. Funds will be used to support workforce development in our community to address employment gaps and ensure that the skills set of our community meet the skills needed by employers and prepare our community for living wage jobs.

For further strategies for eviction prevention, the city will allocate \$12,441,998.20 of Emergency Rental Assistance into an ERA 2 process that continues to help households stay in their homes. For additional housing assistance, the city will connect households to the state programs.

Services to Disproportionately Impacted Communities (EC 3)

The COVID-19 public health emergency has enhanced existing racial and minority divides in employment, services for unhoused people, childcare, and housing availability. As soon as the eviction moratorium runs out, hundreds, and possibly thousands of city residents will be left without a home. It is our hope that the rental assistance outlined above will mitigate this harm and realize that homelessness will remain a major concern. In September 2020, the St. Louis City Continuum of Care COVID-19 Community Impact Survey found there were four times more Black-headed households experiencing a housing crisis due to COVID-19, compared to White-headed households. It is essential supportive services are designed to meet the needs of all unhoused individuals. At the same time, it is important to recognize that we must provide a variety of housing and support services to meet our unhoused population where they are and address their diverse needs.

⁶ Evictions resume in City of St. Louis <https://www.ksdk.com/article/news/local/evictions-resume-city-st-louis/63-ddb9626e-7f14-4896-a54e-db66efc0c9a8>

52% of children in the city live in female-headed households, 53% of children live in households that receive some form of public assistance, and 42% of children live in households below the poverty level. Unfortunately, only a third of the city's children participate in out of school programs. Kids across the city need support: engaging educational opportunities, stimulating internship programs, trauma informed counseling, and more.

\$72,136,370 million of the State and Local Fiscal Recovery Funds under the American Rescue Plan are being used to provide services and shelter to unhoused neighbors, stabilization programs for residents facing eviction, and supporting youth and young people. Young people will have access to free transit, youth led programming for youth safe spaces, drop-in centers, and community projects, and youth basketball leagues with behavioral health recreation programming. Community health workers will support communities by providing health education and care to populations most affected by COVID-19. Community outreach will support outreach to individuals in need of housing assistance and public benefits navigators will connect residents to resources available to assist households. With the extended impact of COVID-19, affordable housing will be prioritized to help individuals find housing and develop affordable housing in qualified census tracts.

Premium Pay (EC 4)

\$5,000,000 of the State and Local Fiscal Recovery Funds under the American Rescue Plan is allocated for uniformed police officer overtime to be used if needed.

Water, sewer, and broadband infrastructure (EC 5)

The rapid move to online education for students because of COVID-19 laid bare the disparity in internet access for the most vulnerable populations. Access to health care information, government and other public assistance, work support, transportation, all diminished or shut off completely to those without broadband internet access. Equitable access to the internet will assist in an equitable recovery for the City of St. Louis.

\$1,600,000 of the State and Local Fiscal Recovery Funds under the American Rescue Plan is allocated towards expanding public Wi-Fi to recreational centers, parks, and other public spaces.

Revenue Replacement (EC 6)

The COVID-19 pandemic stressed the importance of having equitable access to voting during elections. The pandemic demonstrated important necessary changes so in the future all individuals have access to vote.

\$5,000,000 of the State and Local Fiscal Recovery Funds under the American Rescue Plan is allocated towards updating Election Hardware, Software, IT infrastructure to support and implement "Anywhere Voting" systems in the City of St. Louis.

Promoting equitable outcomes

a. Goals:

The SLFRF is following a framework for an equitable recovery through different equity lenses including but not limited to race, gender identity, sexual orientation, socioeconomic status, geography, and age. ARPA's reliance on qualified census tracts aligns almost precisely with concentrations of need in the city of St. Louis. The administration is committed to using these funds to serve disproportionately impacted communities, both with programs designed for specific vulnerable populations, wherever they may live, as well as programs designed to deliver services to qualified census tracts.

b. Awareness

Residents and businesses will become aware of the services funded by the SLFRF with funding allocated towards administrative expenses for marketing and communications. The information will be shared with St. Louis City residents and individuals in the region as well as targeted messaging to qualified census tracts. The administration also plans to host informational sessions for each of the RFPs once issued. The Mayor's Office is also partnering with third party agencies to provide technical assistance support for individuals interested in applying for funding from the local government.

c. Access and Distribution

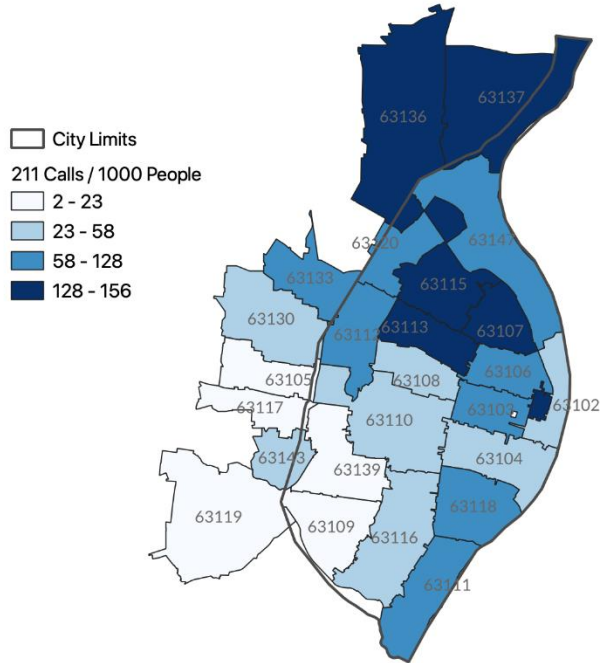
While the administration has endeavored to keep application processes accessible and straightforward, compliance considerations frequently demand complexity, which can represent a substantial barrier for overburdened applicants. Therefore, our implementation strategy is grounded in a commitment to bring direct relief to the people, and why the direct relief package includes \$4.5M in funding for community outreach, public benefit navigators, community health workers, case management, and an improved intake hotline. Each of these programs are designed to connect individuals to resources and will also help staff and stand-up pop-up city halls and resource fairs located at schools, churches, libraries, and community centers at the heart of marginalized communities.

d. Outcomes

While the direct relief package is intended to close gaps, it is not sufficient to provide universal access to housing, healthcare, or other services. Many programs, most notably those focused on eviction prevention and housing assistance will disproportionately benefit people impacted by COVID-19. The administration is focused on addressing the root causes of crime and using this as an opportunity to address poverty and racial disparities. . The city will continue to establish a robust local safety net. Figure 1 shows 2-1-1 calls per zip code for rental, mortgage, and utility assistance. The data such as this will guide the city's approach in how to close gaps.

Figure 1

211 Calls by Direct Relief Category (Rate/1000 residents)
Rental, Mortgage, & Utility Assistance



Note: Data were obtained directly from United Way 211 and are used with permission here. Population estimates obtained from US Census 2019 American Community Survey. Map created 06.14.2021

Economic and Racial Equity.

The City of St. Louis’s focus for these funds is to prioritize households and people who were most impacted by COVID-19. We have reviewed calls from 2-1-1, St. Louis Mutual Aid, Equity Indicators report, and reviewed previous studies about racial equity gaps in the region.

The Qualified Census Tracts (QCT) identified by HUD aligns with current economic and racial equity goals. The percentage of land in the City of St. Louis that is considered QCT is 59.5 percent and comprises 52.9 percent of the total population. As we reviewed 2-1-1 data from March 2020 to May 2021, we found the calls frequented from areas within the QCT. Figure 2 shares the QCT geography and Figure 3 shares the total calls to 2-1-1 during March 2020 to May 2021.

Figure 2

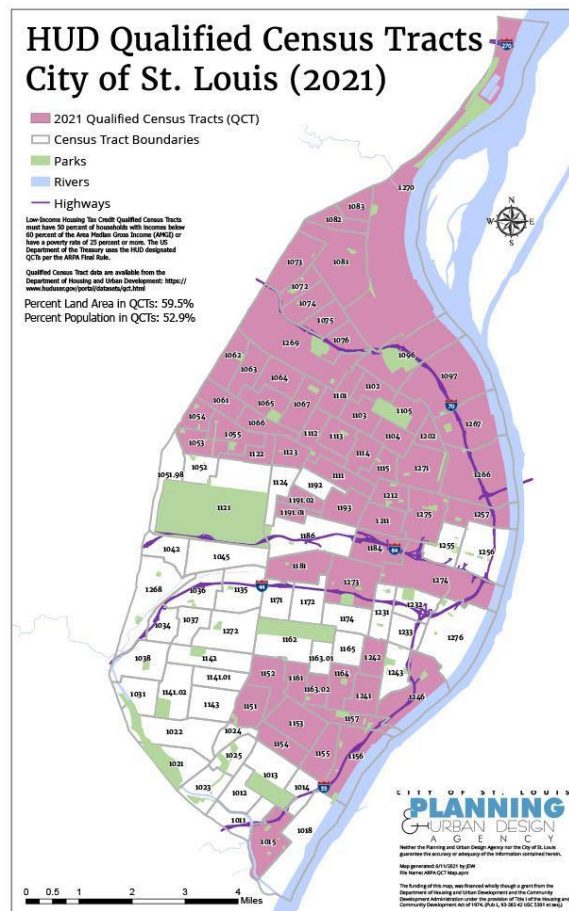
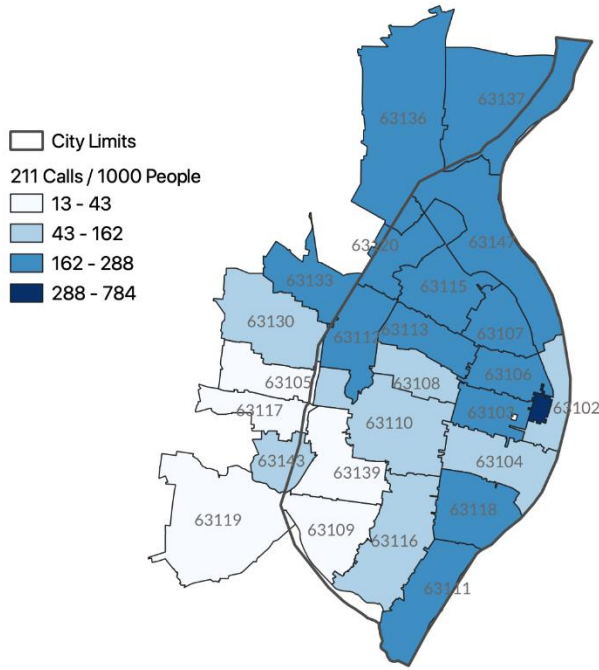


Figure 3

211 Calls by Direct Relief Category (Rate/1000 residents)
Total Calls to 211



Note: Data were obtained directly from United Way 211 and are used with permission here. Population estimates obtained from US Census 2019 American Community Survey. Map created 06.14.2021

The Stimulus Advisory Committee Direct Relief Subcommittee used the St. Louis City Equity Indicators⁷ to evaluate each Direct Relief Priority. A summary is below, in Table 1, with average Equity Scores as aligned to Direct Relief Priorities. A lower score indicated greater inequity in the City of St. Louis between Black and white residents. One hundred would indicate “equity.” This helped the Direct Relief Subcommittee make funding recommendations to address the greatest inequities in the city.

⁷ St. Louis City Equity Indicators Report <https://www.stlouis-mo.gov/government/departments/mayor/initiatives/resilience/equity/index.cfm>

Table 1.

Direct Relief Priority	Total Average Equity Score
Rental, Mortgage, & Utility Assistance	23
Targeted Direct Cash Assistance	28
Wrap Around Support for the Unhoused	29
Meeting Critical Health Needs	31
Feeding the Hungry	31
Bridging the Digital Divide	37
Summer Youth Jobs & Programming	48
Free Public Transportation	63
Small & Distressed Business Assistance	68

Retrieved from Stimulus Advisory Board Report (2021)⁸

The administration will continue to track key outcome goals and incorporate metrics like the equity indicators report to further develop a robust equity analysis.

For the projects under Negative Economic impacts and Services to Disproportionately Impacted Communities, they will prioritize implementation in qualified census tract areas. Residents who live in the census tracts have incomes below 60% of the Area Median Gross Income or have a poverty rate of 25% or more. These neighborhoods have been severely impacted by COVID-19 and the project identified will support low-to-moderate income individuals and improve life outcomes for all people in St. Louis to succeed.

Negative Economic Impacts (EC 2)

The city's approach to reach households and meet people where they are is by planning for community canvassing directly into communities most impacted by COVID-19 by knocking on doors and making calls. The administration is exploring additional communication strategies like peer-to-peer texting to increase COVID-19 vaccine education. Through different communication approaches, it will assist the local government to build relationships with community members. We have also extended outreach efforts through efforts like pop up city hall to bring community resources directly into the community. The areas identified as priority will be the focus for distribution of ARPA programs and services which include but are not limited to food assistance, direct cash relief, and job training/education. Small business programs and

⁸ Recommendations on the Expenditure of American Rescue Plan Act (ARPA) for State and Local Fiscal Recovery Funds <https://www.stlouis-mo.gov/government/departments/mayor/stimulus-advisory-board/documents/upload/Draft-Direct-Relief-Framework-6-12-21.pdf>

services prioritize Women Owned Enterprises and Minority Owned Enterprises.

For future planned uses, the Mayor's Office is introducing an Economic Justice Package designed to reverse decades of disinvestment in marginalized communities, uplift residents, businesses, and neighborhoods, and bridge the gap between people and opportunity. It will fund neighborhood revitalization, workforce development, affordable housing, community planning and more.

Services to Disproportionately Impacted Communities (EC 3)

These programs and services are in development by various departments. The focus is on connecting unhoused people with case managers and benefits navigators; emergency shelter and housing placement, education, and job training programs; and community violence intervention to identify and reduce violence at their root causes.

Community Engagement

Stimulus Advisory Board: The Stimulus Advisory Board was appointed by Mayor Tishaura O. Jones in April 2021 to advise and assist Mayor Jones by conducting research, building processes, and providing recommendations designed to ensure that American Rescue Plan funds are invested equitably, in line with the community's priorities, and for maximum transformational impact. As such, the Direct Relief subcommittee of the Stimulus Advisory Board (SAB), using best practices, and after receiving feedback from the St. Louis community, presented its preliminary and initial recommendations of the following framework to Mayor Jones, Comptroller Darlene Green, President Lewis Reed, and Stimulus Advisory Board Members for consideration in June 2021. This guided the development of Board Bill 2 and appropriated the expenditure of the first \$122 million in American Rescue Plan Act (ARPA) for State and Local Fiscal Recovery Funds (SLFRF), as well as additional funds through the Emergency Rental Assistance Program (ERAP).

Approach to Developing the Framework: The SAB was composed of 25 community stakeholders who represented social service agencies, disability advocates, refugee and immigrant advocates, racial equity organizations, and partnering institutions to help guide the initial spending of SLFRF spending. The SAB led a community engagement process between May 5, 2021 and June 2, 2021 with digital questionnaire forms for a total of 2590 respondents with 2051 self-identified residents of the City of St. Louis. The SAB also held a virtual community meeting with the Mayor's Office. The Mayor's Office partnered with social service agencies to lead canvassing efforts to knock on doors of households who were underrepresented in the survey data.

The priorities identified by the SAB were Meeting Critical Health Needs, Housing and Utility Assistance, Support for Unhoused Neighbors, Economic Relief, Youth Programming and Childcare, and Expanding Internet Access. These Priorities are ordered numerically 1-6 from the Priority with the most community need to the least community need as determined by data received from the Direct Relief Community Needs Assessment Survey and cross referenced with requests for services from 2-1-1, St. Louis Mutual Aid, and the CARES Act as seen below in Tables 2 and 3.

Table 2. Community Needs Assessment Survey Data

Category	Median	Mean
Meeting Critical Health Needs	5	4.43
Rental, Mortgage, And Utility Assistance	5	4.35
Support for the Unhoused	5	4.29
Small and Distressed Businesses	4	4.18
Summer Youth Programming	4	3.88
Expanding Internet Access	4	3.69
Free Public Transportation	4	3.64
Targeted Direct Cash Assistance	4	3.59

Retrieved from Stimulus Advisory Board Report (2021)

Table 3. Community Requests for Services

Direct Relief Category	3/1/2020 to 4/30/2021		8/1/2020 to 12/2/2020
	211 Requests	Mutual Aid Requests	CARES Act Requests
Rental, Mortgage, & Utility Assistance	36,339	1,579	5,718
Wrap Around Support for the Unhoused	14,371		
Targeted Direct Cash Assistance	1,838		
Feeding the Hungry	6,932	1,534	
Meeting Critical Health Needs	3,675	102	
Free Public Transportation	1,176	275	
Bridging the Digital Divide	1,019		
Small & Distressed Business Assistance	392		
Summer Youth Jobs & Programming	356	137	
Other	6,512	411	
Total	72,610	4,038	5,718
Zip Codes/Areas with Most Requests	63118, 63115, 63111	Unhoused, Carondelet/ Dutchtown	63118, 63111, 63116

Retrieved from Stimulus Advisory Board Report (2021)

The Board of Aldermen also led several public virtual meetings as well as received community input via phone and email before finalizing appropriations on August 11, 2021.

The programs identified in Board Bill 2 will support expanding the capacity of community organizations to serve people with significant barriers to services by allocating funding towards public benefits navigators and case management and program operations. Many of the programs will also be through RFP's so community organizations will be able to budget costs for admin.

Labor Practices

Currently the City of St. Louis has not performed work on any infrastructure projects. As projects are being developed and evolved, The City will incorporate current and best workforce practices in the field.

The City of St. Louis's contractors are required, by Missouri State Law, to pay the current Missouri Prevailing Wages to each category of worker on their projects. Also, the City of St. Louis requires, by law, that our contractors submit Certified Payrolls for their workers with their payment applications. Board of Public Services staff audits these Certified Payrolls as a part of the invoice review and reports any pay inequities to

the Missouri Department of Labor Standards for investigation and reconciliation with the contractor. Please see the following link for further information.

<https://labor.mo.gov/DLS/PrevailingWage/pwBodies>

Use of Evidence

The City of St. Louis is currently developing projects to be implemented with evidence-based intervention strategies. In the project inventory section found on pages 16-48, there is further information available on goals, outcome measures, and output measures.

In Public Health (EC 1), there is \$7,750,000 allocated towards evidence-based interventions, in Negative Economic Impacts (EC 2) there is \$13,666,729.80 allocated towards evidence-based interventions, and in Disproportionately Impacted Communities (EC 3) there is \$62,750,000 allocated towards evidence-based interventions. These current allocations will continue to be reviewed to ensure the projects incorporate evidence-based strategies. New projects may incorporate opportunities for future evidence-based interventions.

These evidence-based projects are towards the administration's goal of how these funds are recommended to address public health, public safety, and economic relief. A Learning Agenda will be created to broadly focus on the broader policy agenda for the administration. This will assist us as we continue to develop legislation to uplift communities most adversely impacted by COVID-19.

The City of St. Louis's plan to implement evidence interventions and evaluation will also assess working with existing community resources, partner with credible institutions in evaluation and research, and conduct research in clearinghouses and databases i.e. Pew, to find similar evidence intervention and evaluation programs that can be applied.

Table of Expenses by Expenditure Category

No expenditures were spent in the reporting period of the award date to July 31, 2021. The first allocation of funding was appropriated on August 11, 2021.

Category		Cumulative Obligation to date (\$)
1	Expenditure Category: Public Health	8,250,000.00
1.1	COVID-19 Vaccination	2,250,000.00
1.8	Other COVID-19 Public Health Expenses (including Communications, Enforcement, Isolation/Quarantine)	1,000,000.00
1.10	Mental Health Services	5,000,000.00
2	Expenditure Category: Negative Economic Impacts	28,764,100.00
2.1	Household Assistance: Food Programs	2,000,000.00
2.2	Household Assistance: Rent, Mortgage, and Utility Aid	2,500,000.00
2.3	Household Assistance: Cash Transfers	5,000,000.00

2.4	Household Assistance: Internet Access Programs	714,100.00
2.5	Household Assistance: Eviction Prevention	3,850,000.00
2.7	Job Training Assistance (e.g., Sectoral job-training, Subsidized Employment, Employment Supports or Incentives)	4,450,000.00
2.9	Small Business Economic Assistance (General)	9,000,000.00
2.11	Aid to Tourism, Travel, or Hospitality	250,000.00
2.13	Other Economic Support	1,000,000.00
3	Expenditure Category: Services to Disproportionately Impacted Communities	72,136,370.00
3.4	Education Assistance: Social, Emotional, and Mental Health Services	1,500,000.00
3.6	Healthy Childhood Environments: Child Care	2,000,000.00
3.9.	Healthy Childhood Environments: Other	1,000,000.00
3.10	Housing Support: Affordable Housing	20,000,000.00
3.11	Housing Support: Services for Unhoused persons	16,386,370.00
3.12	Housing Support: Other Housing Assistance	17,000,000.00
3.13	Social Determinants of Health: Other	4,500,000.00
3.14	Social Determinants of Health: Community Health Workers or Benefits Navigators	4,250,000.00
3.16	Social Determinants of Health: Community Violence Interventions	5,500,000.00
4	Expenditure Category: Premium Pay	5,000,000.00
4.1	Public Sector Employees	5,000,000.00
5	Expenditure Category: Infrastructure	1,600,000.00
5.17	Broadband: Other projects	1,600,000.00
6	Expenditure Category: Revenue Replacement	5,000,000.00
6.1	Provision of Government Services	5,000,000.00
7	Administrative and Other	2,144,550.00
7.1	Administrative Expenses	1,482,500.00
7.2	Evaluation and data analysis	662,050.00

Project Inventory

Project 1. Department of Health

Project 7007001: Canvassing Community Outreach

Funding amount: \$500,000

Project Expenditure Category: 1. Public Health

Project Expenditure Subcategory: 1.8 Other COVID-19 Public Health Expenses

Door-to-door outreach to maximize the reach and impact of the City initiatives including mass vaccination and housing assistance. The Health Department will convene a selection committee to issue and review an RFP to contract with a third-party agency. Long term, the goal is to engage households from two perspectives: i) asking questions designed to identify basic needs and inform city program design; and ii) delivering information to keep residents connected to city and partner programs. City departments and public and private partners will coordinate to ensure that canvassers are going out with up-to-date information and questions.

Outcome Measures

- Increase vaccination rates.
- Increase health service utilization for focus geographies and populations.

Output Measures

- Number of attempts to reach households.
- Number of households contacted (City total and in each zip code).
- Number of households reached.
- Number of canvassers.
- Zip codes/neighborhoods reached.

Project 2. Department of Health

Project 7007002: Community Health Workers

Funding amount: \$1,000,000

Project Expenditure Category: 3. Services to Disproportionately Impacted Communities

Project Expenditure Subcategory: 3.14 Social Determinants of Health: Community Health Workers or Benefits Navigators

The Health Department will hire up to eight community health workers, as well as a health manager, grants associate, data analyst and administrative assistant to conduct contact tracing, outreach and education pertaining to COVID-19 and recent variants. This team will provide other community health services to households impacted by COVID-19, including public health education and lead and mold remediation.

Outcome Measures

- Increase vaccination rates.
- Increase rates to primary care access.
- Increase utilization of mental health services.
- Increase rates of social services access.

Output Measures

- Number of individuals reached.
- Number of individuals who get connected to a medical home.
- Number of individuals connected to primary care services.
 - Number of individuals provided assistance to enroll in Medicaid
 - Number of individuals connected to mental health services and social support services (e.g., utility assistance, mortgage/rental assistance, etc.)

Project 3. Department of Health

Project 7007003: Behavioral Health Providers

Funding amount: \$5,000,000

Project Expenditure Category: 1. Public Health

Project Expenditure Subcategory: 1.10 Mental Health Services

These funds will support multiple RFPs with third party agencies for the provision of mental health services. One RFP will seek to build a community responder model designed to divert calls for clinical help away from the police department, thereby freeing up officer time to combat violent crime. Another RFP will seek to address trauma before it escalates into violent outcomes by providing mental health services at city recreation centers and libraries, and to city residents and employees.

Outcome Measures

- Increase utilization of mental health services.
- Decrease officer-involved violent incidents.
- Increase closed/solved homicide cases.

Output Measures

- Number of services provided.
- Number of people served.
- Number of calls diverted from police response.

Project 4. Department of Health

Project 7007004: Community Violence Intervention Program

Funding amount: \$5,500,000

Project Expenditure Category: 3. Services to Disproportionately Impacted Communities

Project Expenditure Subcategory: 3.16 Social Determinants of Health: Community Violence Interventions

These funds will support multiple RFPs with third party agencies to operate community programs designed to interrupt cycles of violence. The arrest and incarcerate model have failed, but a clear alternative has yet to emerge, making this an ideal moment to test and explore new solutions. RFPs will prioritize data driven public health solutions such as cure violence, as well as efforts to reduce recidivism rates by transferring individuals from a carceral environment which compounds violence and trauma, to an ecosystem of community support designed for restorative justice, which provides them with the resources - housing, addiction treatment, behavioral health services, etc. - they need to re-integrate into the community.

Outcome Measures

- Decrease violent crime rates in designated areas.
- Recidivism rates for justice involved persons.
- Increase access to health and mental health services.
- Increase access to community support.

Output Measures

- Number of case management referrals.
- Number of services provided.
- Number of participants who receive each service.

Project 5. Department of Health

Project 7007005: Youth Led Programming

Funding amount: \$1,000,000

Project Expenditure Category: 3. Services to Disproportionately Impacted Communities

Project Expenditure Subcategory: 3.4 Education Assistance: Social, Emotional, and Mental Health Services

One unintended consequence of COVID-19 mitigation measures is the loss of safe spaces for youth in the City of St. Louis to safely spend time and connect with others. The loss of safe spaces has resulted in increased stress and worsening of mental and behavioral health issues among this population. This project supports programming for youth safe spaces, drop-in centers, and community projects. This will be an intergovernmental agreement with the St. Louis Mental Health Board.

Outcome Measures

- Increased awareness among youth about COVID-19
 - Reduction in City of St. Louis crime rates.
- Increased number of safe space events provided for City of St. Louis’s youth.

Output Measures

- Number of programs conducted.
- Number of youth participants.

Project 6. Department of Health

Project 7007006: Mobile Vaccination Clinics

Funding amount: \$1,000,000

Project Expenditure Category: 1. Public Health

Project Expenditure Subcategory: 1.1 COVID-19 Vaccination

Mobile Vaccination Clinics will allow the Department of Health to host pop up vaccination clinics across the city. These clinics will be paired with a robust marketing campaign including door to door outreach designed to reach marginalized communities. This will be a Supply Department procurement process.

Outcome Measures

- Increase in COVID-19 vaccination rates.
- Increase access points for health care services.

Output Measures

- Number of vaccinations.
- Number of mobile clinics.
- Zip codes/neighborhoods reached.

Project 7. Department of Health

Project 7007008: Vaccination Education & Marketing

Funding amount: \$500,000

Project Expenditure Category: 1. Public Health

Project Expenditure Subcategory: 1.8 Other COVID-19 Public Health Expenses

Vaccination education program to increase awareness about the benefits and safety of vaccines. Education programs also to address misinformation and increase awareness on available health resources. Vaccination event marketing for neighborhood vaccine clinics and mass vaccination events.

Outcome Measures

- Increased vaccination rates.
- Increased access to health care services.

Output Measures

- Number of programs delivered.
- Number of people reached.
- Zip codes/neighborhoods reached.

Project 8. Department of Health

Project 7007007: COVID-19 Vaccination Incentive Program

Funding amount: \$1,250,000

Project Expenditure Category: 1. Public Health

Project Expenditure Subcategory: 1.1 COVID-19 Vaccination

For the purchase of prepaid debit gift cards with a value of up to \$100 each to be used as incentives to increase vaccine efforts. These will be used at City led Department of Health vaccination events. Households will be required to sign verification that they have not received more than one gift card.

Outcome Measures

- Increased vaccination rates.

Output Measures

- Number of people vaccinated.
- Number of incentives awarded.

Project 9. Department of Human Services

Project 8007001: Mortgage Assistance.

Funding amount: \$2,500,000

Project Expenditure Category: 2. Negative Economic Impacts

Project Expenditure Subcategory: 2.2 Household Assistance: Rent, Mortgage, and Utility Aid

Grants to assist primary residence households who are at risk of losing their homes due to being behind on mortgage payments from March 2020 forward. City departments are exploring the option to see if the city can manage the receipt, review, and processing of applications and payments to mortgage lenders for City residents impacted economically by COVID-19.

Outcome Measures

- Number of primary residences in the City that avoid foreclosures due to nonpayment of mortgages.

Output Measures

- Number of applicants.
- Number of approvals.
- Number of eligible recipients who received a foreclosure notice.

Project 10. Department of Human Services

Project 8007002: Real & Personal Property Tax Forgiveness Loan Fund

Funding amount: \$500,000

Project Expenditure Category: 3. Services to Disproportionately Impacted Communities

Project Expenditure Subcategory: 3.12 Housing Support: Other Housing Assistance

Forgivable loan to help City residents who are unable to pay 2020 real and/or property taxes. The goal is to assist eligible individuals whose income is 80% or below Area Median Income, who have a COVID-19 Impact and for whom limited one-time assistance will allow the city resident to remain housed in their primary residence only.

Outcome Measures

- Reduction in delinquent real or property tax accounts.

Output Measures

- Percent of delinquent accounts contacted.
- Number of applicants.
- Number of approvals.

Project 11. Department of Human Services

Project 8007003: Accounting and Legal Compliance

Funding amount: \$250,000

Project Expenditure Category: 7. Administrative

Project Expenditure Subcategory: 7.1 Administrative Expenses

These funds will allow the Department of Human Services (DHS) to hire one Contract Compliance Officer I (in the homeless services division) and one (1) Accountant in the DHS Fiscal Office to ensure compliance with required internal controls, monitoring of agreements executed, and to facilitate the gathering of information for reports requested, etc. These will be limited term civil service positions.

Project 12. Department of Human Services

Project 8007004: Intentional Encampments

Funding amount: \$1,250,000

Project Expenditure Category: 3. Services to Disproportionately Impacted Communities

Project Expenditure Subcategory: 3.11 Housing Support: Services for Unhoused Persons

A new project is being designed in consultation with the Board of Public Service, Building Division, and the Department of Public Safety, which will provide for the development of safe, sanctioned outdoor spaces for unhoused individuals. Funds will be used to secure a 24-hour onsite program operator, who will coordinate supportive services delivery such as behavioral health, occupational health, medical care, substance use treatment, food distribution, case management, maintenance of the site, etc. This will be an RFP to contract with a third-party agency.

Outcome Measures

- Reduction in actively homeless individuals
- Reduction in unsheltered homeless.
- Increase access to assistance programs for unhoused

Output Measures

- Number of people connected to temporary housing.
- Population of intentional encampments and duration of stay.
- Number of people connected to programs and services.
- Number of beds.

Project 13. Department of Human Services

Project 8007005: Haven

Funding amount: \$1,386,370

Project Expenditure Category: 3. Services to Disproportionately Impacted Communities

Project Expenditure Subcategory: 3.11 Housing Support: Services for Unhoused Persons

The Safe Haven model is 24-hour/7 days a week community based safe space, supportive housing facility, which seeks to serve persons experiencing homelessness, who are hard to reach, hard to engage, may have severe mental illness and may have substance use disorders. This will be an RFP to contract with a third-party agency.

The RFP will seek to secure a Safe Haven service for laundry, washers, and dryers' access, provide meals, connections to service agencies and will provide Case Managers to link individuals to other services, etc. Safe Havens can operate as 24 drop-in centers and provide limited overnight stay access where needs are met and then people leave, as they desire.

Outcome Measures

- Increase access to assistance programs for unhoused

Output Measures

- Number of individuals that utilize the haven (unduplicated count).
- Number of people that enroll in and connected to programs and services.
- Number of beds and overnight stays provided.

Project 14. Department of Human Services

Project 8007006: Emergency Shelter

Funding amount: \$8,000,000

Project Expenditure Category: 3. Services to Disproportionately Impacted Communities

Project Expenditure Subcategory: 3.11 Housing Support: Services for Unhoused Persons

These funds will be utilized to extend current contracts with existing emergency shelter providers, which currently provide over 380 beds. It will also extend the leases of temporary shelter locations which were funded by the City in response to COVID-19, housing evictions, and considering an increase in the number of unhoused residents in St. Louis. Project will also explore options of funding new emergency shelters if needed.

This extension of shelter beds availability and extension of current operator’s contracts will keep the City with the capacity needed to continue to serve the unhoused. Many of the current shelters will lose FEMA funding effective September 2021 and the one-time HUD special ESG-CV funding will be depleted before the end of 2021.

Outcome Measures

- Reduction in unsheltered homeless.
- Reduction in length of time homeless.

Output Measures

- Number of referrals.
- Number of available beds.
- Number of beds being used.

Project 15. Department of Human Services

Project 8007007: Case Management & Program Operation

Funding amount: \$750,000

Project Expenditure Category: 3. Services to Disproportionately Impacted Communities

Project Expenditure Subcategory: 3.14 Social Determinants of Health: Community Health Workers or Benefits Navigators

Contract with agencies to provide support to tenants, homeowners, and/or unhoused residents with navigating assistance programs, completing applications, connecting individuals to social service agencies, etc.

Project 16. Department of Human Services

Project 8007008: Call Hotline & Centralized Intake

Funding amount: \$1,000,000

Project Expenditure Category: 3. Services to Disproportionately Impacted Communities

Project Expenditure Subcategory: 3.14 Social Determinants of Health: Community Health Workers or Benefits Navigators

Support an agency or agencies to operate a live 24-hour a day hotline where people can call, obtain brief intake, be directed to emergency shelter beds when available, be placed on waiting list for openings on shelter, and linked to city funded short term hotel vouchers and other resources. Funds to also provide transportation for any individuals who need support to reach shelter or hotel bed. This will be an RFP to contract with a third-party agency.

Outcome Measures

- Increase connections to health and social services and temporary housing.

Output Measures

- Number of inbound calls.
- Number of service connections.
- Number of services offered.

Project 17. Department of Human Services

Project 8007009: Wrap Around Services

Funding amount: \$1,250,000

Project Expenditure Category: 3. Services to Disproportionately Impacted Communities

Project Expenditure Subcategory: 3.11 Housing Support: Services for Unhoused Persons

A variety of services options and client resources, which include but are not limited to items such as, taxi services, portable restrooms, the extension of the Mobile Showers and Coordinated Outreach contracts, purchase of bus tickets, winter supplies such as blankets, cots, hats/gloves, other supplies needed for housing or shelter partners. Other wrap around service options is cell phones or cellular access, longer term monthly bus passes, motel/hotel vouchers for individuals and households for whom access to emergency shelter is not readily available, greyhound bus tickets (for those wanting to leave area), gas cards or limited car repairs, clothing assistance, food assistance, medical, substance use, and behavioral health care, etc. This will be an RFP to contract with a third-party agency.

Outcome Measures

- Increase connection to health, social services, and support services.
- Reduction in length of time homeless.

Output Measures

- Number of services.
- Number of supply requests and fulfillments.

Project 18. Department of Human Services

Project 8007010: Bridge Housing

Funding amount: \$1,500,000

Project Expenditure Category: 3. Services to Disproportionately Impacted Communities

Project Expenditure Subcategory: 3.12 Housing Support: Other Housing Assistance

Bridge Housing is a program-model intended to provide short term housing and support to individuals who need a short-term housing subsidy/hotel voucher or other support to assist them before the permanent housing plan can be implemented. Households may be waiting on a housing voucher or may be saving up money to meet the requirements such as deposit and first month’s rent. This subsidy will assist households to obtain short temporary assistance quickly and help them with family and housing stability needs. This is intended to assist for example, individuals who are evicted, in the eviction process, exiting shelter or staying in places not meant for habitation. Assistance could include 1-3 months of a hotel stay, case management, rent/utility assistance, security deposits, moving expenses, and getting connected to services as needed.

Outcome Measures

- Reduction in people experiencing homelessness.
- Reduction in length of time homeless.

Output Measures

- Number of applicants.
- Number of recipients.
- Number of recipients who received eviction notices.
- Number of successful transitions.

Project 19. Department of Human Services

Project 8007011: Rapid Rehousing

Funding amount: \$3,000,000

Project Expenditure Category: 2. Negative Economic Impacts

Project Expenditure Subcategory: 2.5 Household Assistance: Eviction Prevention

Rapid Rehousing is a form of “permanent housing” which allows for a longer period of financial support to assist individuals achieve and maintain their housing stability. Households could be assisted from 3 to 12 months depending upon need with rent/utility assistance, moving expenses, household furnishings, case management, and connections to services needed. In concept, at the exit of the program the tenants who are rapidly housed and stabilized, are expected to take over payment of household expenses on their own.

Outcome Measures

- Reduction in people experiencing homelessness.
- Reduction in length of time homeless.

Output Measures

- Number of applicants.
- Number of recipients.
- Number of services.

Project 20. Department of Human Services

Project 8007012: Permanent Supportive Housing

Funding amount: \$1,500,000

Project Expenditure Category: 3. Services to Disproportionately Impacted Communities

Project Expenditure Subcategory: 3.11 Housing Support: Services for Unhoused Persons

Funds will provide an opportunity for current subcontractors to increase their staff (example: case managers, behavior health professionals, employment placement staff) and to increase supportive services options and to cover operational expenses, etc. These funds will be issued through one or more RFPs to contract with third party agencies.

Outcome Measures

- Increase in number of people served.
- Employee retention rate.

Output Measures

- Number of staff increased.
- Number people served.

Project 21. Department of Human Services

Project 8007013: Targeted Cash Assistance

Funding amount: \$5,000,000

Project Expenditure Category: 2. Negative Economic Impacts

Project Expenditure Subcategory: 2.3 Household Assistance: Cash Transfers

These funds will support one-time lump sum payments of no more than \$500 to St. Louis City residents negatively impacted by COVID-19. The program will target unemployed individuals, low-income parents, and city residents who may be ineligible for other federal benefits.

Outcome Measure

- Increase in family income, increase in food security.
- Increase in overall health and family wellbeing.

Output Measures

- Number of payments.
- Zip codes/neighborhoods reached.

Project 22. Department of Human Services

Project 8007014: Direct Support Care Workers

Funding amount: \$1,500,000

Project Expenditure Category: 3. Services to Disproportionately Impacted Communities

Project Expenditure Subcategory: 3.13 Social Determinants of Health: Other

Grants to homecare organizations to recruit and retain direct support care workers who assist people with disabilities and older adults.

Outcome Measures

- Increase quality of life for people with disabilities and older adults.
- Enhance home care workforce certifications and support.
- Increased access to health care services and community support.

Output Measures

- Number of care workers supported.
- Number of older adults and people with disabilities served.

Project 23. Department of Human Services

Project 8007015: Senior Services

Funding amount: \$2,000,000

Project Expenditure Category: 3. Services to Disproportionately Impacted Communities

Project Expenditure Subcategory: 3.13 Social Determinants of Health: Other

The St. Louis Area Agency on Aging to allocate funding to support older adult residents who have suffered negative public health or economic impacts resulting from COVID-19.

Outcome Measures

- Increase quality of life for older adults.
- Longer stays in residence of choice.
- Increased access to health care services and community support.

Output Measures

- Number of programs and services.
- Number of older adults served.
- Zip code/neighborhoods served.

Project 24. Affordable Housing Commission

Project 1437001: Public Benefits Navigators

Funding amount: \$1,500,000

Project Expenditure Category: 3. Services to Disproportionately Impacted Communities

Project Expenditure Subcategory: 3.14 Social Determinants of Health: Community Health Workers or Benefits Navigators

Funding will be used to contract with experienced local service providers with the capacity to administer, staff and implement by providing public benefit navigation for individuals and families who have access barriers to prevent them from becoming homeless. Providers will support households with applications, follow up, reporting, resource referral, marketing, and outreach.

Outcome Measures

- Reduction in people experiencing homelessness.
- Reduction in length of time homeless.

Output Measures

- Number of applicants.
- Number of recipients.
- Number of recipients who received eviction notices.
- Number of referrals.

Project 25. Affordable Housing Commission

Project 1437002: Legal Assistance

Funding amount: \$400,000

Project Expenditure Category: 2. Negative Economic Impacts

Project Expenditure Subcategory: 2.5 Household Assistance: Eviction Prevention

Funding will be used to contract with experienced social service agencies that provide legal services free of charge to individuals and families facing evictions to prevent the eviction and homelessness.

Outcome Measures

- Reduction in people experiencing homelessness
- Reduction in eviction rate.
- Reduction in eviction filings; Increase in legal representation rate.

Output Measures

- Number of recipients assisted.
- Number of cases.

Project 26. Affordable Housing Commission

Project 1437003: Mediation

Funding amount: \$450,000

Project Expenditure Category: 2. Negative Economic Impacts

Project Expenditure Subcategory: 2.5 Household Assistance: Eviction Prevention

Funding will be used to contract with experienced partners to provide free mediation services to tenants and landlords in eviction cases to prevent homelessness. These services will be conducted by or under the supervision of attorneys to ensure agreements are legitimate.

Outcome Measures

- Reduction in people experiencing homelessness.
- Reduction in eviction rate; Reduction in eviction filings.

Output Measures

- Number of recipients assisted.
- Number of cases.

Project 27. Affordable Housing Commission

Project 1437004: Tiny Homes

Funding amount: \$2,000,000

Project Expenditure Category: 3. Services to Disproportionately Impacted Communities

Project Expenditure Subcategory: 3.11 Housing Support: Services for Unhoused Persons

These funds will be used for additional tiny homes throughout the city. The Affordable Housing Commission will go through a competitive funding process to identify low barrier tiny home proposals which will provide housing to communities including the unhoused, veterans, and justice involved individuals.

Outcome Measures

- Reduction in people experiencing homelessness.

Output Measures

- Number of homes.
- Number of placements.
- Number of people served.

Project 28. Affordable Housing Commission

Project 1437005: Community Outreach

Funding amount: \$250,000

Project Expenditure Category: 3. Services to Disproportionately Impacted Communities

Project Expenditure Subcategory: 3.11 Housing Support: Services for Unhoused Persons

Funding will be used to contract with agencies to provide street outreach to unhoused individuals or families, limited case management, connections to shelters, housing and support services.

Outcome Measures

- Reduction in people experiencing homelessness.

Output Measures

- Number of contacts made.
- Number of successful connections to services.

Project 29. Affordable Housing Commission

Project 1437006: Community Driven Food Production, Processing, and Distribution

Funding amount: \$1,000,000

Project Expenditure Category: 2. Negative Economic Impacts

Project Expenditure Subcategory: 2.1 Household Assistance: Food Programs

Funding will be used to contract with small-scale organizations whose missions are focused on increasing local food access and expanding the regional network of urban agriculture. Eligible entities may include for profit organizations who provide free food but are otherwise limited to non-profit organizations supporting food production, processing, community distribution, and outreach designed to serve individuals, seniors, youth, and families disproportionately impacted and in need.

Outcome Measures

- Increase in food security, increase in access to healthy food.
- Increase in urban farm production.

Output Measures

- Number of meals provided.
- Number of people served.
- Number of businesses engaged.
- Zip code/neighborhoods served.

Project 30. Community Development Administration - SLDC

Project 1427021: Small Business and Non-Profit Revolving Loan Fund

Funding amount: \$2,500,000

Project Expenditure Category: 2. Negative Economic Impacts

Project Expenditure Subcategory: 2.9 Small Business Economic Assistance

The Small Business and Non-Profit Revolving Loan Fund is the first piece of a larger Economic Justice Revolving Loan Fund SLDC is working with private and philanthropic partners to capitalize. These funds will help small businesses and nonprofits, with a special focus on minority and women owned entities, experiencing financial hardship because of COVID-19. The loans may be awarded to organizations which need short-term funding to stay afloat, or to organizations which need to make longer term investments or scale to develop a sustainable business model. All participants will be required to report their expenditures, the number of jobs before and after the loan, and other relevant information necessary to determine the effectiveness of the program. A random subset of participants will be audited to protect against fraud.

Outcome Measures

- M/WBE Participation
- Job Increase/Loss

Output Measures

- Number of loans provided.
- Number of people served.
- Zip code/neighborhoods served.

Project 31. Community Development Administration - SLDC

Project 1427022: Technical Assistance Hub

Funding amount: \$1,500,000

Project Expenditure Category: 2. Negative Economic Impacts

Project Expenditure Subcategory: 2.9 Small Business Economic Assistance

These funds will support the establishment of a technical assistance hub in North St. Louis. The technical assistance hub will provide small and M/WBE businesses with a wide range of services including accounting and financial support, tax filing assistance, legal referrals, HR advice, IT support, web design resources, and help navigating the city’s various public benefits.

Outcome Measures

- Businesses started
- Job Increase/Loss

Output Measures

- Number of SLDC/SLATE staff located in North St. Louis
- Number of people served.
- Zip code/neighborhoods served.

Project 32. Community Development Administration - SLDC

Project 1427023: Workforce Development

Funding amount: \$100,000

Project Expenditure Category: 2. Negative Economic Impacts

Project Expenditure Subcategory: 2.7 Job Training Assistance

Funding to support a workforce development coordinator at the St. Louis Development Corporation dedicated to plugging city residents into jobs created by the city’s development projects. This individual will work to ensure that the city’s economic and workforce development strategies are speaking to each other, and that companies are making good faith efforts to comply with the city’s M/WBE participation requirements.

Project 33. Community Development Administration - SLDC

Project 1427024: St. Louis City - Small Business Grant Fund

Funding amount: \$5,000,000

Project Expenditure Category: 2. Negative Economic Impacts

Project Expenditure Subcategory: 2.9 Small Business Economic Assistance

This program will fund business interruption costs, new operational costs, and reopening costs caused by the COVID-19 Pandemic. Eligible costs will include rents, utilities, salaries, benefits, and more. Funds will be allocated according to demonstrated need and according to neutral principles which prioritize getting support to the sectors that need it most. All participants will be required to report their expenditures, and other relevant information necessary to determine the effectiveness of the program. A random subset of participants will be audited to protect against fraud.

Project 34. Community Development Administration - SLDC

Project 1427025: Citywide Housing Development Fund

Funding amount: \$20,000,000

Project Expenditure Category: 3. Services to Disproportionately Impacted Communities

Project Expenditure Subcategory: 3.10 Housing Support: Affordable Housing

This fund will represent another component of the city’s economic justice fund, and provide 0% interest, forgivable loans to help finance projects with at least 50% of units at 60% AMI or below. Projects will be selected according to an interagency rating process including project pitches and thorough financial analysis of the proposed projects and will be approved by the Board of the St. Louis Development Corporation and Affordable Housing Commission. Rental projects designed for permanent supportive housing will be prioritized, as will owner-occupied projects designed to rebuild the housing market in traditionally red lined neighborhoods. Funding will be contingent on projects assembling other necessary components of their capital stack, which may include LIHTC, HTC, AHAP, CDBG, HOME, NMTC, or other local state or federal housing funds.

Outcome Measures

- Increase housing for unhoused persons
- Increase housing options available
- Decrease evictions

Output Measures

- Number of affordable housing units created
- Number of permanent supportive housing units available

Project 35. Community Development Administration

Project 1427001: Food Assistance

Funding amount: \$1,000,000

Project Expenditure Category: 2. Negative Economic Impacts

Project Expenditure Subcategory: 2.1 Household Assistance: Food Programs

Funding will be used to contract with organizations whose missions are focused on increasing access to food to individuals and families in need. Eligible entities will increase food distributions to all families and older adults, leveraging current meal distributions, and/or mobile food distributions in high need neighborhoods.

Outcome Measures

- Increase in food security, increase in access to healthy food.

Output Measures

- Number of organizations engaged.
- Number of meals provided.
- Number of people served.
- Zip code/neighborhoods served.

Project 36. Community Development Administration

Project 1427002: Gateway Go

Funding amount: \$250,000

Project Expenditure Category: 3. Services to Disproportionately Impacted Communities

Project Expenditure Subcategory: 3.9 Healthy Childhood Environments: Other

Partner with Bi-State Development to provide free transit passes (Metrobus and Metrolink) to area youth between 13 and 25 years old to make it easy to connect with summer jobs, camps, and recreational activities.

Outcome Measures

- Increase access to jobs
- Increase access to schools
- Increase access to recreational activities

Output Measures

- Number of youths served Zip
- Codes/neighborhood served

Project 37. Community Development Administration

Project 1427003: Digital Literacy Education & Community Outreach

Funding amount: \$250,000

Project Expenditure Category: 2. Negative Economic Impacts

Project Expenditure Subcategory: 2.4 Household Assistance: Internet Access Programs

Partner with St. Louis Public Library (SLPL) to enhance access to digital devices for households and extend community outreach to narrow the limited access to digital technology. This program will target areas in St. Louis City with higher racial disparities in access to high-quality internet.

Outcome Measures

- Increase access to internet for needed population

Output Measures

- Number of people reached.
- Number of training offered.

Project 38. Community Development Administration

Project 1427004: Supporting Providers of Early Childhood Education & Childcare

Funding amount: \$2,000,000

Project Expenditure Category: 3. Services to Disproportionately Impacted Communities

Project Expenditure Subcategory: 3.6 Healthy Childhood Environments: Child Care

Partner with St. Louis Mental Health Board (MHB) to support grants to agencies who provide services for early childhood education and childcare.

Outcome Measures

- Increase in early childhood enrollment.
- Increase in licensed early childhood centers / slots
- Increase in childcare wages.

Output Measures

- Number of agencies engaged.
- Number of grants to agencies and amounts.
- Number of children served.
- Number of families served.
- Zip code/neighborhoods served.

Project 39. Community Development Administration

Project 1427005: Healthy Homes Repair Program

Funding amount: \$15,000,000

Project Expenditure Category: 3. Services to Disproportionately Impacted Communities

Project Expenditure Subcategory: 3.12 Housing Support: Other Housing Assistance

This program was a late legislative addition, and an executive implementation plan is still in development. The city’s capacity to disburse funds is constrained by a shortage of contracting capacity.

Outcome Measures

- Increase in home repairs for needy families.

Output Measures

- Number of homes repaired.
- Number of residents served.
- Zip codes/neighborhoods served.
- Value of home repairs/residence.

Project 40. St. Louis Agency on Training and Employment

Project 1217001: Year-Round Youth Jobs

Funding amount: \$2,500,008

Project Expenditure Category: 2. Negative Economic Impacts

Project Expenditure Subcategory: 2.7 Job Training Assistance

SLATE will use these funds to support a year-round youth jobs program, founded in partnership with the St. Louis Public Schools and private and non-profit partners. These funds will support a year-round in-school program for 300 high school students, between ages of 14-19 years old, to address the impact the pandemic has had on high-risk low-income youth. The program would provide educational remediation services, mental health services and work experiences.

Outcome Measures

- Increase in youth employment, increase in family income.
- Increase in overall youth wellbeing.
- Increase in access to youth health and social services.

Output Measures

- Number of youths served.
- Number of connections made to health and human services.
- Zip code/neighborhoods served.

Project 41. St. Louis Agency on Training and Employment

Project 1217002: Case Management and Wrap Around Services

Funding amount: \$252,629.80

Project Expenditure Category: 2. Negative Economic Impacts

Project Expenditure Subcategory: 2.7 Job Training Assistance

SLATE will use these funds to provide case management and wrap around service support for youth involved in summer youth jobs programs.

Outcome Measures

- Increase in youth employment, increase in family income.
- Increase in overall youth wellbeing.
- Increase in access to youth health and social services.

Output Measures

- Number of case managers engaged.
- Number of youth participants.

Project 42. St. Louis Agency on Training and Employment

Project 1217003: Summer Youth Jobs

Funding amount: \$247,362.20

Project Expenditure Category: 2. Negative Economic Impacts

Project Expenditure Subcategory: 2.7 Job Training Assistance

SLATE will use these funds to support ongoing efforts to connect city youth with jobs in summer. The St. Louis Youth Jobs program currently has a waiting list of hundreds of children, and needs more staff to identify, vet and supervise worksites. These funds will expand the city’s capacity to match children to jobs.

Outcome Measures

- Increase in youth employment, increase in family income.
- Increase in overall youth wellbeing.
- Increase in access to youth health and social services.

Output Measures

- Number of youths served.
- Number of worksites.
- Number of job connections.
- Number of hires from job connections.

Project 43. St. Louis Agency on Training and Employment

Project 1217004: Adult Education Literacy & Skills Training

Funding amount: \$900,000

Project Expenditure Category: 2. Negative Economic Impacts

Project Expenditure Subcategory: 2.7 Job Training Assistance

SLATE will use these funds to provide training opportunities for parents and guardians with education, literacy, and skills training. Funds will be allocated through an RFP process.

Outcome Measures

- Increase in employment, increase in family income.
- Increase in overall family wellbeing.
- Increase in access to health and social services.

Output Measures

- Number of parent/guardian participants.
- Number of organizations engaged.

Project 44. St. Louis Agency on Training and Employment

Project 1217005: Job Training for Software Development, Data Management & Analytics

Funding amount: \$450,000

Project Expenditure Category: 2. Negative Economic Impacts

Project Expenditure Subcategory: 2.7 Job Training Assistance

The pandemic accelerated the pace in which technology is used in our workforce due to the need to work remotely, shop online, and “live” remotely. This sector was already an in-demand sector in our local labor market and the need has grown stronger. This program would serve youth and young adults to provide them with the necessary technology skills to find positions in the labor market. This program will require a strong partnership with tech training providers such as Launch Code, Cyber Up, Missouri NPower, and Gateway Global. Projected costs over the course of two years is \$1 million. Analysis is still needed to determine the appropriate number of participants, the cost per participant, and whether other programs could help provide “match” or donors, if needed.

Outcome Measures

- Increase in employment rate.
- Increase in average income.
- Increase in education.

Output Measures

- Number of participants that complete training.
- Number of participants employed post training.
- Measurable income gain.

Project 45. St. Louis Agency on Training and Employment

Project 1217006: Child Support Arrears for Individuals Entering the Workforce

Funding amount: \$1,000,000

Project Expenditure Category: 2. Negative Economic Impacts

Project Expenditure Subcategory: 2.13 Other Economic Support

Many city residents are currently excluded from the workforce because of prohibitive garnishment laws which can result in the loss of over half of their biweekly paychecks. This program will help SLATE lower this barrier and empower individuals with child support arrears to seek employment by paying down a portion of their arrears, thereby helping both the child and guardian, as well as the individual in arrears.

Outcome Measures

- Increase in employment rate.
- Increase in average income, increase in child wellbeing.

Output Measures

- Number of applicants.
- Number of recipients.
- Amount of child arrears paid.
- Zip code/neighborhoods served.

Project 46. Parks, Recreation, & Forestry

Project 2107001: Learning Labs

Funding amount: \$464,100

Project Expenditure Category: 2. Negative Economic Impacts

Project Expenditure Subcategory: 2.4 Household Assistance: Internet Access Programs

Create learning labs at select recreation centers for computer access, printing, additional supplies, and technical support to increase the knowledge, skills, and abilities for youth and adult populations. Training will be included for STEM programs, GED training, job training, employment application assistance, college or trade school application assistance, educational courses, financial literacy, business development, etc.

Outcome Measures

- Completion of job application and resumes
- Increase youth basic computer skills
- Increase adult basic computer skills
- Computers used to help youth complete homework assignment

Output Measures

- Number of learning labs.
- Number of services provided.
- Number of participants.
- Zip code of participants

Project 47. Parks, Recreation, & Forestry

Project 2107002: Nothing but Nets Basketball Leagues

Funding amount: \$650,000

Project Expenditure Category: 3. Services to Disproportionately Impacted Communities

Project Expenditure Subcategory: 3.9 Healthy Childhood Environments: Other

Basketball leagues for ages 5 and up at select recreation centers to support and promote healthy childhood environments.

Outcome Measures

- Increase in youth health outcomes.
- Increase in overall youth wellbeing.
- Increase in adult health outcomes.
- Increase in overall adult wellbeing.

Output Measures

- Number of leagues.
- Number of teams.
- Number of individuals and age of participants.
- Zip code of participants.

Project 48. Parks, Recreation, & Forestry

Project 2107003: Behavioral Health Recreational Programming

Funding amount: \$500,000

Project Expenditure Category: 3. Services to Disproportionately Impacted Communities

Project Expenditure Subcategory: 3.4 Education Assistance: Social, Emotional, and Mental Health Services

Funds will be allocated through an RFP process to contract with behavioral health providers to establish a regular presence at select recreation centers. These providers will provide free and confidential services to youth and adults at city recreation centers.

Outcome Measures

- Provide Dental Care Services
- Provide Eye Care Services
- Provide Group Counseling for Youth
- Provide Individual Counseling for Youth
- Observation of Youth at each center
- Increase in overall youth wellbeing

Output Measures

- Number of centers engaged
- Number of people served
- Zip codes of participants

Project 49. Parks, Recreation, & Forestry

Project 2107004: New Dimensions Soccer Program

Funding amount: \$100,000

Project Expenditure Category: 3. Services to Disproportionately Impacted Communities

Project Expenditure Subcategory: 3: 3.9 Healthy Childhood Environments: Other

The funds will be used to continue building upon and extending the soccer program with New Dimension Soccer in every City Recreation Center and possible schools and churches in the area. This provider will provide free training and coaching to each child at the City Recreation Centers.

Outcome Measures

- Increase in youth health outcomes.
- Increase in overall youth wellbeing.
- Provide soccer in each Recreational Center in the city
- Provide soccer in city neighborhood -Parks, Churches and Schools

Output Measures

- Number of youth participants.
- Zip code of participants.

Project 50. Board of Public Service

Project 9007001: Expanding Broadband & Public Wi-Fi

Funding amount: \$1,500,000

Project Expenditure Category: 5. Infrastructure

Project Expenditure Subcategory: 5.17 Broadband: Other projects

Select locations to expand internet access at public spaces including but not limited to recreation centers and bus stations.

Project 51. Board of Public Service

Project 9007002: Intentional Encampments

Funding amount: \$750,000

Project Expenditure Category: 3. Services to Disproportionately Impacted Communities

Project Expenditure Subcategory: 3.11 Housing Support: Services for Unhoused Persons

A new project is being designed in consultation with BPS, Building Division, etc., which will provide for the development of safe, sanctioned outdoor spaces for unhoused individuals. Funds will be used for infrastructure development under the guidance of the Board of Public Services, for the purchase of equipment, structures, supplies, etc. Infrastructure development will include but may not be limited to site preparation, linkages to water, electricity, sanitation, securing a structure to house staff, storage units, supplies, restrooms/showers access, platforms for tent structures, etc.

Outcome Measures

- Increase in the sheltering capacity for the homeless population.
- Reduction in the unsheltered homeless.

Output Measures

- Number of encampments developed.
- Number of occupancy available.
- Number of occupancies used.
- Number of individuals who faced eviction.

Project 52. Board of Public Service

Project 9007003: Equitable Micro transit Services

Funding amount: \$250,000

Project Expenditure Category: 2. Negative Economic Impacts

Project Expenditure Subcategory: 2.11 Aid to Tourism, Travel, or Hospitality

These funds will help fund a pilot program establishing a fleet of vehicles which provide city residents with last mile connections and equitable access to food, health, and employment. Proposals which integrate into Metrolink and Metrobus operations, and which feature electric vehicles and turn-key operational solutions will be prioritized in the selection process.

Outcome Measures

- Increase access to transportation

Output Measures

- Number of rides.
- Number of passengers.
- Number of connections to bus and Metrolink.
- Zip codes/neighborhoods served.

Project 53. Information Technology Services Agency

Project 1277001: Data Analytics & Software

Funding amount: \$662,050

Project Expenditure Category: 7. Administrative

Project Expenditure Subcategory: 7.2 Evaluation and Data Analysis

These funds will support the establishment of an ITSA data analytics team for evidence-based intervention and evaluation of the first round of projects; including a Government Services Administrator, Programmer Analyst III, two Data Research Analysts, and a GIS Specialist. This team will establish a foundation for growing the City's capabilities around harvesting and analyzing the wealth of City data that are continuously growing in scope and size.

Outcome Measures

- Creation of a data repository
- Implementation of user-friendly tools to allow for public consumption of data
- Creation of data analytics team to assist city agencies in using data to improve service to citizens.

Output Measures

- Number of data sets stored in the repository
- Usage metric (number of visitors, number of data interactions, etc.) around use of the online data analytics tool
- Number of analysis projects conducted for city agencies

Project 54. Information Technology Services Agency

Project 1277002: High Speed Wi-Fi in Recreation Centers

Funding amount: \$100,000

Project Expenditure Category: 5. Infrastructure

Project Expenditure Subcategory: 5.17 Broadband: Other projects

These funds will support the implementation of an ongoing effort to add high speed wi-fi at select recreation centers.

Outcome Measures

- Increase wi-fi availability

Output Measures

- Number of centers served.
- Internet speed.
- Zip codes/neighborhoods served.

Project 55. Planning and Urban Design Agency

Project 1417001: Neighborhood and Capital Planning

Funding amount: \$1,000,000

Project Expenditure Category: 3. Services to Disproportionately Impacted Communities

Project Expenditure Subcategory: 3.13 Social Determinants of Health: Other

Neighborhood planning projects to assist select neighborhoods in creating plans to recover from the impact of COVID-19. Funding will be used to hire personnel, purchase supplies, and contract technical support for community engagement, design, etc.

Outcome Measures

- Development of Plan Strategies that are informed by residents and businesses that live and work in the neighborhood they live in.
- Increased capacity of Planning Urban Design Agency to engage with neighborhood stakeholders to develop a vision and strategies to achieve said vision through the increase of staff hiring.
- Inform development projects through plan development.
- Build relationships and trust between City Planning and City residents, businesses, and organizations.

Output Measures

- Number of neighborhoods engaged.
- Amount spent on personnel, contracts, and supplies.
- Number of Neighborhood residents engaged.
- Number of Outreach Events held.

Project 56. Police Department

Project 6507001: Uniformed Police Officer Overtime

Funding amount: \$5,000,000

Project Expenditure Category: 4. Premium Pay

Project Expenditure Subcategory: 4.1 Public Sector Employees

Funding will be used if needed to advance community policing strategies in those communities experiencing an increase in gun violence associated with the pandemic

Outcome Measures

Output Measures

- Decrease in communities experiencing gun violence
- Number of overtime hours.
- Number of staff working overtime.

Project 57. Board of Elections

Project 3347001: Electoral Infrastructure, Software & Training

Funding amount: \$5,000,000

Project Expenditure Category: 6.6: Revenue Replacement

Project Expenditure Subcategory: 6.1 Provision of Government Services

Update Election Hardware, Software, IT infrastructure to support and implement “Anywhere Voting” systems in the City of St. Louis.

Project 58. Comptroller’s Office

Project 1607001: Auditing Services

Funding amount: \$150,000

Project Expenditure Category: 7. Administration

Project Expenditure Subcategory: 7.1 Administrative Expenses

These funds will pay for the amendment of the city’s auditing contract to include a full audit of the city’s ARPA expenditures.

Project 59. Comptroller’s Office

Project 1607002: Accounting & Monitoring Staff

Funding amount: \$150,000

Project Expenditure Category: 7. Administrative

Project Expenditure Subcategory: 7.1 Administrative Expenses

These funds will support the hiring of a full-time accounting coordinator and administrative assistance to manage ARPA funds. These will be term limited civil service positions

Project 60. Comptroller's Office

Project 1607003: Financial Services - Compliance & Sub-Recipient Monitoring

Funding amount: \$125,000

Project Expenditure Category: 7. Administrative

Project Expenditure Subcategory: 7.1 Administrative Expenses

These funds will be allocated to hire personnel and an RFP to identify a provider of financial and accounting services that can help support city departments in monitoring sub-recipients and verifying compliance with ARPA's eligible uses.

Project 61. Comptroller's Office

Project 1607004: Legal Services - Annual & Quarterly Reporting

Funding amount: \$125,000

Project Expenditure Category: 7. Administrative

Project Expenditure Subcategory: 7.1 Administrative Expenses

These funds will be allocated to hire personnel and an RFP to identify a provider of legal services that can help support city departments in compiling the annual and quarterly reports required by ARPA.

Project 62. Mayor's Office

Project 1207001: Consulting Services - Project Manager

Funding amount: \$125,000

Project Expenditure Category: 7. Administrative

Project Expenditure Subcategory: 7.1 Administrative Expenses

These funds will be allocated pursuant to an RFP to identify a consultant which can but not limited to serve as a project manager and provide guidance to support that departments implementing the above programs. This consultant will also work closely with ITSA to create and manage a digital portal to track how ARPA funds are spent.

Project 63. Mayor's Office

Project 1207002: Project Management Staff

Funding amount: \$75,000

Project Expenditure Category: 7. Administrative

Project Expenditure Subcategory: 7.1 Administrative Expenses

These funds will support the hire of an internal ARPA manager, responsible for assisting the financial, legal and management consultants, and liaising with city departments and external partners to ensure that stimulus funds are invested equitable, in line with the community's priorities, and for maximum transformational impact.

Project 64. Mayor's Office

Project 1207003: Translation Services

Funding amount: \$37,500

Project Expenditure Category: 7. Administrative

Project Expenditure Subcategory: 7.1 Administrative Expenses

Funding to contract for translations in written, visual, and audio.

Project 65. Mayor's Office

Project 1207004: Marketing and Communications

Funding amount: \$75,000

Project Expenditure Category: 7. Administrative

Project Expenditure Subcategory: 7.1 Administrative Expenses

Funding to develop a communications strategy and marketing materials for the ARPA funds.

For projects 66 to 69, the Criminal Justice Coordinating Council expenditures was added by the Board of Aldermen on August 11, 2021. The city is still determining the project programming and outcome and output measures.

Project 66. Criminal Justice Coordinating Council

Project TBD: Operational Funds

Funding amount: \$250,000

Project Expenditure Category: 7. Administrative

Project Expenditure Subcategory: 7.1 Administrative Expenses

The Council and its Committees are elected and appointed officials along with senior level stakeholders from criminal and juvenile justice agencies, government administration and key cross-sector organizations like public health, human services, transportation, housing.

The purpose of the Council is to ensure the fair administration of criminal and juvenile justice by increasing effective communication, collaboration, and planning; and, to improve the criminal and juvenile systems' operation through effective data collection, sharing and analysis crosscutting the local criminal and public health systems.

Project 67. Criminal Justice Coordinating Council

Project TBD: Legal Counsel

Funding amount: \$100,000

Project Expenditure Category: 7. Administrative

Project Expenditure Subcategory: 7.1 Administrative Expenses

Project 68. Criminal Justice Coordinating Council

Project TBD: Communications

Funding amount: \$25,000

Project Expenditure Category: 7. Administrative

Project Expenditure Subcategory: 7.1 Administrative Expenses

Project 69. Criminal Justice Coordinating Council

Project TBD: Professional Services

Funding amount: \$95,000

Project Expenditure Category: 7. Administrative

Project Expenditure Subcategory: 7.1 Administrative Expenses

Performance Report

Mandatory and major SLFRF funded projects' KPIs and Performance Data (Output Measures and Outcome Measures) have been integrated into the list of project's inventories listed individually above. At this point there is no captured performance data to report. Data collection systems are being designed and integrated to report performance data by each Expenditure Category and Subcategory.

All the Required Performance data and KPIs will be tracked by the City of St. Louis and reported on the next Recovery Performance report.

Household Assistance:

- Number of households receiving eviction notices.
- Number of households that escaped eviction.
- Number of affordable housing units built and developed.

Negative Economic Impact:

- Number of workers enrolled in sectoral job training programs
- Number of workers completing sectoral job training programs
- Number of people participating in summer youth employment programs

Healthy Childhood Environments:

- Number of children served by childcare or learning programs
- Number of families served by home visiting

Education Assistance:

- Number of students participating in evidence-based tutoring programs

Ineligible Activities: Tax Offset Provision (States and territories only)

This section does not apply to the City of St. Louis.

For the initial reporting year, States and territories will report the following items related to the Tax Offset Provision 31 CFR 35.8. Baseline revenue or revenue-increasing covered charges are not required at this time.

Item	Amount
a. Revenue-reducing Covered Changes	\$

See Section C(11) on page 28 of the Reporting Guidance for additional information.

Additional guidance will be forthcoming for reporting requirements regarding the tax offset provision.